



GRADY - WHITE

2024

GRADY-WHITE'S 2024 LINEUP

COASTAL EXPLORER

251 CE



281 CE




EXPRESS CABIN

Express 330



Express 370



WALKAROUND CABIN

Adventure 218



Gulfstream 232



Marlin 300



DUAL CONSOLE

Freedom 215



Freedom 235



Freedom 255



Freedom 275



Freedom 285



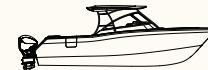
Freedom 307



Freedom 325



Freedom 335



Freedom 375



CENTER CONSOLE

Fisherman 180



Fisherman 216



Fisherman 236



Fisherman 257



Canyon 271



Canyon 306



Canyon 326



Canyon 336



Canyon 386



Canyon 456



Every Grady-White model is built on our SeaV²® hull design, providing the very best riding boats in their class on the market today. Ranked #1 in each of the eight J.D. Power and Associates Marine Studies ever done, our exclusive hull design has been consistently recognized with the highest customer satisfaction ratings for safety, quality, and reliability.

Grady-White's remarkable 2024 boat lineup includes 26 models from 18 to 45 feet. Our passion is to build the perfect boat for you to enjoy.

A new dimension in sportfishing luxury:
The Canyon 386



HERITAGE

"I never wanted to be the biggest...I wanted to be the best!" – Eddie Smith

Established in 1959 in Greenville, North Carolina, Grady-White has earned a legendary reputation for building ruggedly elegant coastal fishing boats, developing great craftsmen, and nurturing strong customer relationships. Since buying the company in 1968, Eddie Smith has set the bar high for the Grady-White team to achieve uncompromising quality through exceptional attention to detail.

Today, this results in a company that embodies integrity, pride in work well done, and care for customer and community. You'll love living the Grady Life! Grady-White's secret to success is listening to customers' wants and needs, and then having engaged leadership and craftsmen incorporate these wish lists into features and products that truly enhance function and enjoyment.

Because Eddie Smith respects the environment and understands outdoor recreation is a great gift to protect, Grady-White is a steadfast advocate and contributor to fisheries conservation, education, and waterways management. Grady-White is proud to invest in enriching the lives of our customers, employees, suppliers, and our community.

Learn more about all things Grady on our website: gradywhite.com.

Canyon 456





Freedom 375

"Absolutely love our new Freedom 375. It is exactly what we needed for casual day cruises with our family of 6 adults and plenty of room for guests. The layout of port and starboard cabins is outstanding. Can't believe headroom, use of space, and quality of material."

North Falmouth, MA

Freedom 375



AWARD-WINNING PERFORMANCE

Grady-White delivers boating's driest, softest, and most stable ride through our unique multi-faceted SeaV²® hull design. Truth is, boat length for boat length, there is no ride that compares.

Grady-White is one of the most renowned saltwater boat manufacturers in the world. One reason is Grady-White's SeaV²® hull performance—ranked #1 in every J.D. Power and Associates marine study ever done.

Grady-White's hull shape continuously sharpens from the transom to the bow,

ranging from under 20 degrees deadrise at the stern to a sea-cutting 30 degrees or so amidships, then reaching a wave-slicing 50-plus degrees at the bow. That deeper vee forward means a softer ride you won't find on other hulls. Less vee at the transom gives superior stability when you need it. And, the soft ride of a SeaV² hull is accomplished without sacrificing fuel efficiency.

Designed exclusively for Grady-White by C. Raymond Hunt Associates, Inc., originators of the modified vee, the SeaV² hull combines all these features to assure that you will have a great day on the water every time you use your boat, no matter what the conditions. Test ride a SeaV² hull, and you will know the difference!



Canyon 326

"Having a Grady-White is all that we have thought about for more than 10 years. When we were finally able to make it happen, we were thrilled and completely satisfied with our new Canyon 326. Grady-White has never stopped being the very best boat manufacturer available and continues to earn its number one position in a field of many great quality boats!"

Fort Walton Beach, FL

Canyon 326

DESIGN INTEGRITY

A close look reveals that Grady-White's record of trademarked, patented, and exclusive innovations is unmatched by any competitive brand.

Everyone at Grady-White is emotionally committed to building the best boat possible for every customer. We are in touch with our customers. We meet them through factory visits, Grady Owners' Clubs, boat shows, and dealer events. We personally answer calls, letters, and emails. We read every customer survey and have two-way communication through our website, publications, informal customer forums, and social media.

Customers inspire us. We get excited about the synergy that results from incorporating their ideas with ours to create new designs—even new patents! As a result, Grady-White delivers satisfaction and value beyond any other manufacturer. Surveys have proven this, and when you ask any Grady-White owner they will tell you: Get the Grady!

Aboard a Grady-White, special features and equipment are precisely engineered by our staff of design professionals who are masters at integrating customer requests into every design. In addition, we invite other world-class structural and mechanical engineers and aesthetic stylists to enhance our ideas. Every Grady-White is examined and reexamined to make sure we are hitting the mark.

The sea does not compromise. Neither should you!



Freedom 325

"The 325 is our third Grady. It is rock solid and stable in variable conditions in the ocean north of Boston. We would recommend it to anyone. The new hardtop with full-height windshield is a game-changer. The joystick and bow thruster make this boat very easy to maneuver at the dock."

Middleton, MA



Freedom 325



EXCEPTIONAL ATTENTION TO DETAIL

The finest materials, the most skilled and experienced craftsmen, and unrivaled attention to detail result in a better boat for you!

A combination of factors allows us to accomplish true excellence and offer more exclusive features. This includes better hardware, superior laminates, structural integrity, and unsinkable foam flotation—quality components you will not find in other brands. From the product design, to the materials, to the craftsmen; from our factory environment, workflow, and the tools we use; from our customer support and



superb dealer training—all of these come together to provide a boat that is unequalled in elegant form and exquisite function, and a boating experience that is unmatched.

Visitors to the plant always comment on the inspired team they meet when touring our facility, and the pride evident in their work. Our craftsmen are very thorough and highly experienced. Our designers and engineers are meticulous. Leaders ensure that all team

members have everything needed to enthusiastically contribute their creative energy. Every person in every position contributes to the accomplishment of delivering the product satisfaction and reliability that you deserve.

You are cordially invited to visit our facility and see for yourself our amazing craftsmen and processes. Call or go to gradywhite.com to schedule your visit and see the difference.

Canyon 456

"Great boat! Would purchase again! Absolutely loving my Grady-White Canyon 456! I would never even consider another boat manufacturer. The fit and finish are first class!"

Odessa, FL





Vieques, Puerto Rico

WORLD-CLASS CUSTOMER SATISFACTION

For more than 60 years, Grady-White Boats, dealers, and our entire team of associates have been unique in providing a higher level of owner confidence, boating pleasure, and customer satisfaction.

Grady-White Boats' customer satisfaction is what differentiates us from all other boat brands. Thanks largely to continuous private ownership and consistent vision and values, Grady-White Boats, for over 60 years, has achieved levels of satisfaction attained by only a few premium products in any industry. We have done so by adhering to the core principle of working hard to delight customers. Genuine customer satisfaction takes tremendous effort and consistency over the long-term, and Grady-White is unique in doing so.


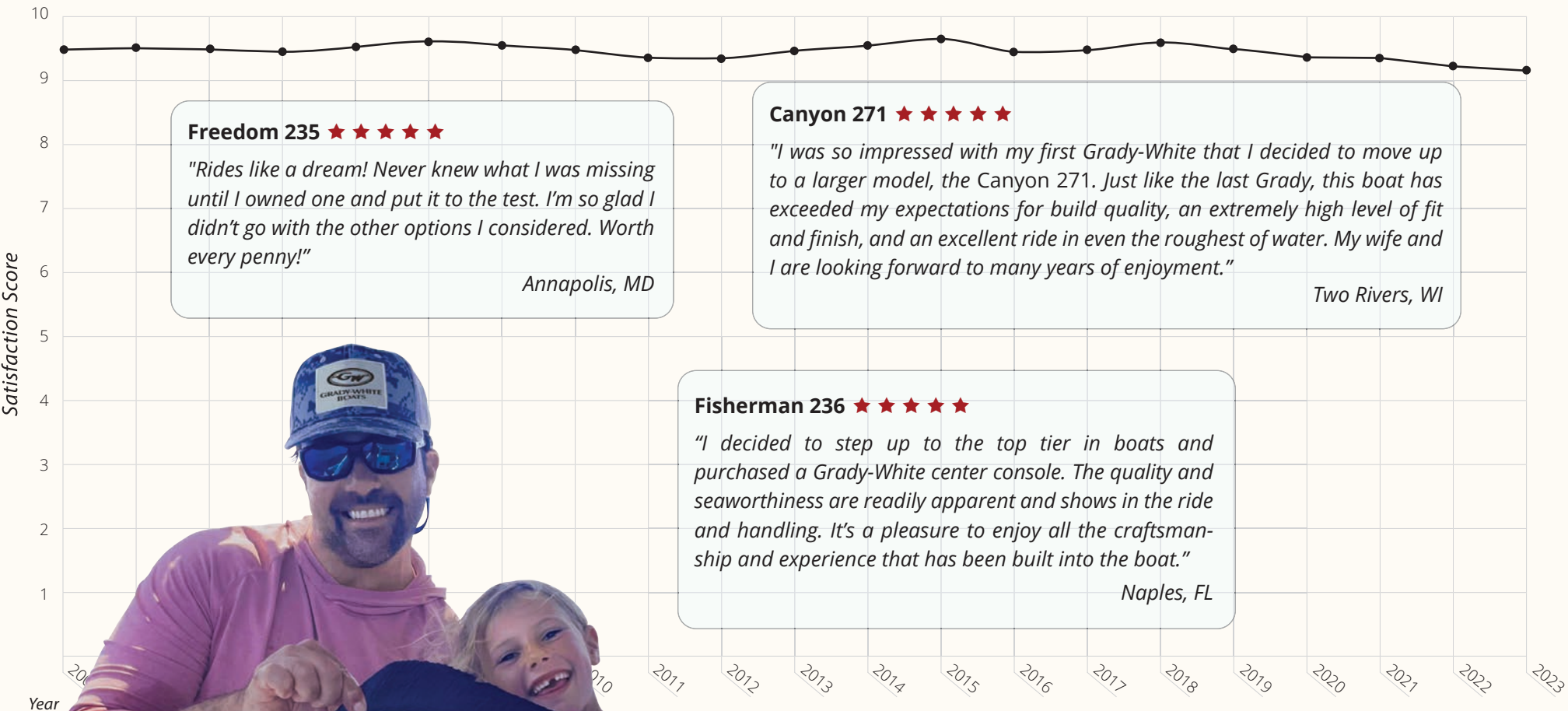
The company has earned respect, appreciation, and praise from four generations of happy customers, ranking highest in every single objective measure of excellence in customer satisfaction ever done in the marine industry, including every J.D. Power and Associates marine study and every one of the National Marine Manufacturers Association Customer Satisfaction Index Awards. Working together, our craftsmen, dealers, and business associates have achieved an unprecedented and unmatched record of delivering the

ultimate boating experience. This world-class quality, reliability, and performance are attributes of the Grady-White family as well as of the boats themselves.

Ask a Grady owner and he or she will tell you that Grady-White is the best choice in boating.

EXCEPTIONAL CUSTOMER SATISFACTION

Grady-White Scores 9+ in All Customer Satisfaction Surveys



A LEGACY OF EXCELLENCE

Grady-White Boats has received every marine industry award for customer satisfaction ever presented.

Every Award - Every Time!

21 for 21

8 for 8

Customer Satisfaction Index
Awards (National Marine
Manufacturers Association)



J.D. Power Awards for Coastal
Fishing Boats which rates design,
hull performance, comfort and ride,
fit and finish, as well as factory and
dealer service.



See Customer Reviews



Freedom 375

Freedom 275

THE GRADY LIFE: A BETTER BOATING EXPERIENCE

The Grady Life reflects the pride, joy, and confidence you have in owning a Grady. Enjoy your great Grady days with family and friends, or on an outing with fellow owners in one of the many Grady-White Owners' Clubs.

Grady Owners' Club and dealership events are the social hub for The Grady Life. Activities include tournaments, seminars, customer appreciation parties, overnights, and day trips. All of this builds confidence for new or broadened adventures, whether a local raft-up, lunch cruise, or a multi-day ocean passage.

Exceptional camaraderie extends across regions, with clubs joining together for seasonal

tournaments, popular outings, and annual Gradypaloozas. Grady owners are a great source of information for all kinds of tips, boating wisdom, and local knowledge. You may even hear about a new fishing hot spot or dream cruise! Most of all, Grady owner get-togethers give us the opportunity to learn, laugh, and play alongside our customers. This way we can design products to delight and inspire you, our customers, just the way you delight and inspire us!

Check out the Grady-White website for marvelous photographs from customers around the world. Follow us on social media to hear Grady enthusiasts recount their memories of a lifetime. Whether it's your first boat or your twentieth, a new Grady-White is the best boat to own, and The Grady Life is the best boating lifestyle. We can't wait to share the Grady-White difference with you!

Get the Grady!

AWARD-WINNING INNOVATION



Canyon 456



(To see standard and optional features on any of our models, visit gradywhite.com.)

The finest materials, the most skilled and experienced craftsmen, and attention to detail result in a better boat for you!

Grady's exclusive SeaV²® hull design produces a superior ride to any competitor.

Every Grady-White is unsinkable. All Grady-Whites have foam sprayed into the hull for level or basic flotation, even though this is not required in boats 20 feet and over. This foam also adds strength, thermal insulation, and deadens sounds.

All of our boats are truly self-bailing, with gravity directing water overboard. This is true whether the boat is underway or at rest. Every scupper drains overboard, and inspection ports are watertight. All Grady-Whites have automatic bilge pumps, with two pumps on most models over 21 feet.

Bow anchor lockers with windlass remote switches located at the helm and the windlass.

Dry storage provides a place for everything and everything in its place.

Comfortable patented seating. Deluxe seating is fully adjustable. Flip-up seat bolsters are available on many models. Electromechanically adjustable helm and companion seats easily retract or extend for additional comfort.

Windshields are designed with the right material to give you complete confidence.

State-of-the-art sound systems are standard on models 21 feet and over.

Large flush mount electronics areas give optimum visibility.

Enclosed head areas are standard on Grady models 21 feet and over.

Sturdy, painted hardtops, and T-tops are available on most models and provide rod storage, lighting, and protection from the elements.

Storage nets under hardtops and T-tops are easy to use and perfect for stowing items such as extra personal flotation devices (PFDs)!

Grady-White's nonskid surfaces are molded into any place you step, and provide great traction, while still maintaining an easy-to-clean surface.

Toe rails in the cockpit are functional, easy to maintain, and provide additional safety when leaning over the gunwales.

Big cockpits with large fish/ice boxes, livewells, and plenty of seating are a signature feature of every Grady-White boat.

Grady-White's signature insulated ice boxes and fish boxes drain directly overboard by gravity.

Industry-leading heavy-duty fiberglass transom doors, on applicable models, aren't just for big fish. They provide easy access for boarding from the dock or when swimming,

snorkeling, and enjoying tow sports. Solid, 316 stainless hardware is highlighted by an easy-to-use, oversized latch with a locking mechanism for added safety.

Plenty of space to take the rods! Every Grady-White incorporates rod storage in the gunwales. Depending on the size and model layout, you'll find more rod storage options in the cabin, head area, and dry storage spaces.

Stainless steel drink holders with overboard drains are plentiful.

Through-bolted 316 stainless steel hardware is secured with locking nuts to make sure hardware is long-lasting, low maintenance, and secure.

Handholds for added safety are plentiful and located where you naturally reach.

An aluminum transom brace is bonded and screwed to the top of the transom and through-bolted to the longitudinal stringer system ensuring the Yamaha outboards are safe and secure.

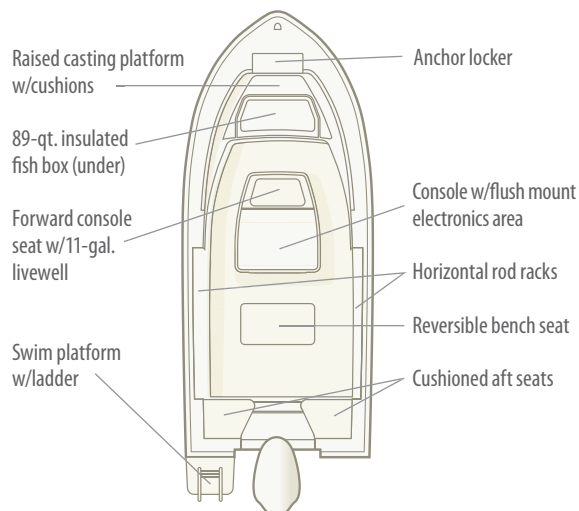


Shown with optional features

Fisherman 180

18' CENTER CONSOLE

Beam Amidships: 7'5" (2.26 m)	Transom Deadrise: 19 degrees
Center Line Length:	(SeaV ² ® progression)
w/o Engine: 17'10" (5.44 m)	Maximum HP: 150 (112 kW)
Bridge Clearance: 5'7" (1.70 m)	Fuel Capacity - Standard: 54 gal. (204 l)
Cockpit Depth: 22" (0.56 m)	Passenger Capacity: 7
Hull Draft: 15" (0.38 m)	Weight w/o Engine: 2150 lb. (975 kg)

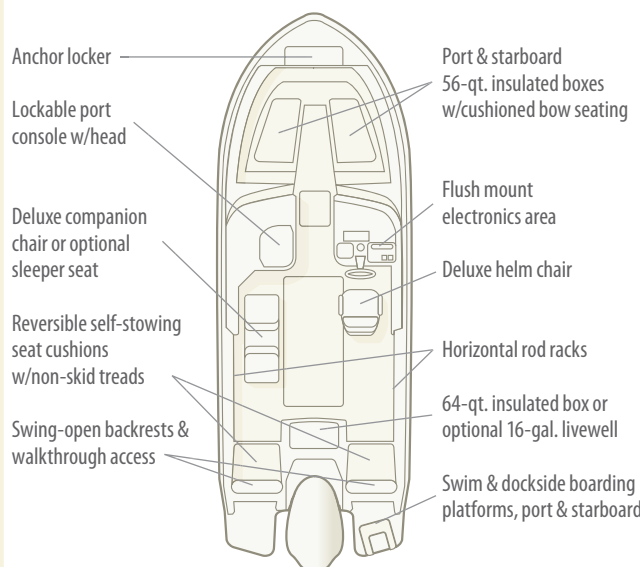


Shown with optional features

Freedom 215

21' DUAL CONSOLE

Beam Amidships: 8'6" (2.59 m)	Hull Draft: 16" (0.41 m)
Center Line Length	Transom Deadrise: 19 degrees
w/o Engine: 21'3" (6.48 m)	(SeaV ² ® progression)
(swim platforms not included)	Maximum HP: 250 (187 kW)
LOA w/Swim Platforms: 23'3" (7.09 m)	Fuel Capacity - Standard: 80 gal. (303 l)
Bridge Clearance: 5'4" (1.63 m)	Passenger Capacity: 8
Cockpit Depth: 25" (0.64 m)	Weight w/o Engine: 3150 lb. (1429 kg)

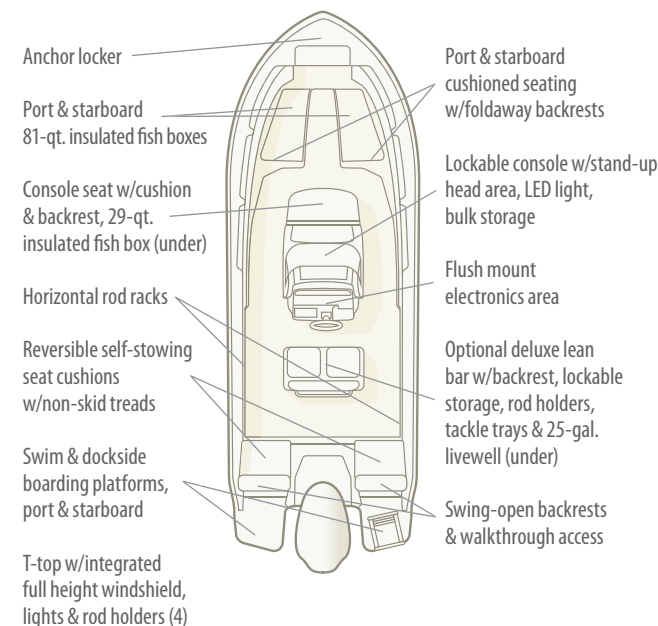


Shown with optional features

Fisherman 216

21' CENTER CONSOLE

Beam Amidships: 8'6" (2.59 m)	Hull Draft: 16" (0.41 m)
Center Line Length	Transom Deadrise: 19 degrees
w/o Engine: 21'3" (6.47 m)	(SeaV ² ® progression)
(swim platforms not included)	Maximum HP: 250 (187 kW)
LOA w/Swim Platforms: 23'3" (7.09 m)	Fuel Capacity - Standard: 80 gal. (303 l)
Bridge Clearance: 7'11" (2.41 m)	Passenger Capacity: 8
Cockpit Depth: 25" (0.64 m)	Weight w/o Engine: 3360 lb. (1524 kg)





Shown with optional features



Shown with optional features



Shown with optional features

Adventure 218

21' WALKAROUND CABIN

Beam Amidships: 8'6" (2.59 m)

Center Line Length

w/o Engine: 21'3" (6.48 m)

(swim platforms not included)

LOA w/Swim Platforms: 23'3" (7.09 m)

Bridge Clearance: 5'10" (1.78 m)

w/Hardtop: 7'7" (2.31 m)

Cockpit Depth: 25" (0.64 m)

Hull Draft: 16" (0.41 m)

Transom Deadrise: 19 degrees

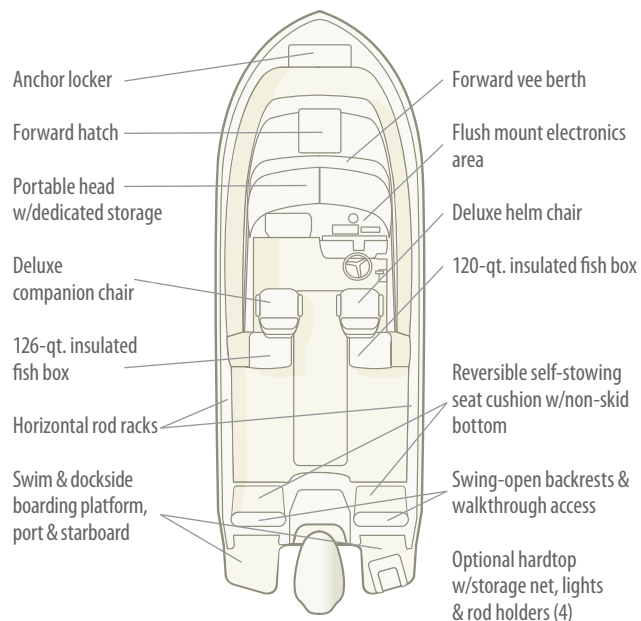
(SeaV2® progression)

Maximum HP: 250 (187 kW)

Fuel Capacity - Standard: 100 gal. (378.5 l)

Passenger Capacity: 8

Weight w/o Engine: 3650 lb. (1656 kg)



Gulfstream 232

23' WALKAROUND CABIN

Beam Amidships: 9'3" (2.82 m)

Center Line Length

w/o Engine: 23'5" (7.14 m)

Bridge Clearance: 8'8" (2.64 m)

Cockpit Depth: 27" (0.69 m)

Hull Draft: 20" (0.51 m)

Transom Deadrise: 20 degrees

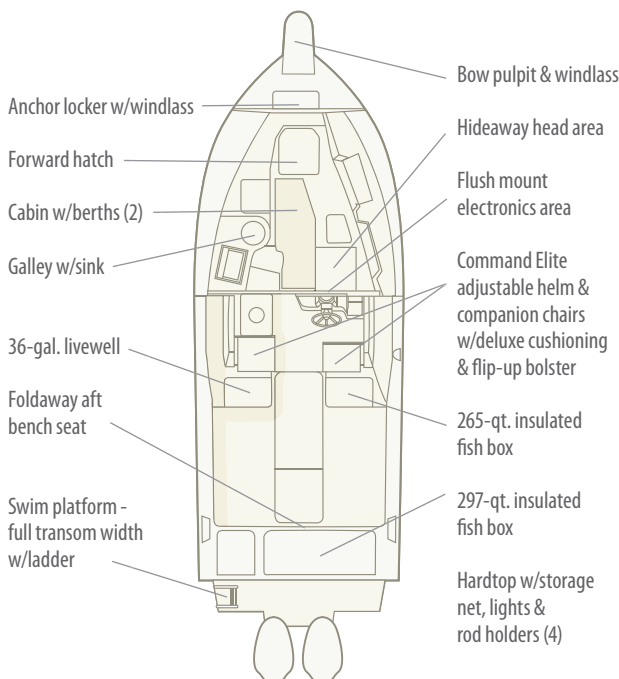
(SeaV2® progression)

Maximum HP: 400 (298 kW)

Fuel Capacity - Standard: 141 gal. (534 l)

Passenger Capacity: 10

Weight w/o Engines: 4605 lb. (2089 kg)



Freedom 235

23' DUAL CONSOLE

Beam Amidships: 8'6" (2.59 m)

Center Line Length

w/o Engine: 23'7" (7.18 m)

(swim platforms not included)

LOA w/Swim Platforms: 25'7" (7.80 m)

Bridge Clearance: 8' (2.44 m)

Cockpit Depth: 25" (0.64 m)

Hull Draft: 20" (0.51 m)

Transom Deadrise: 20 degrees

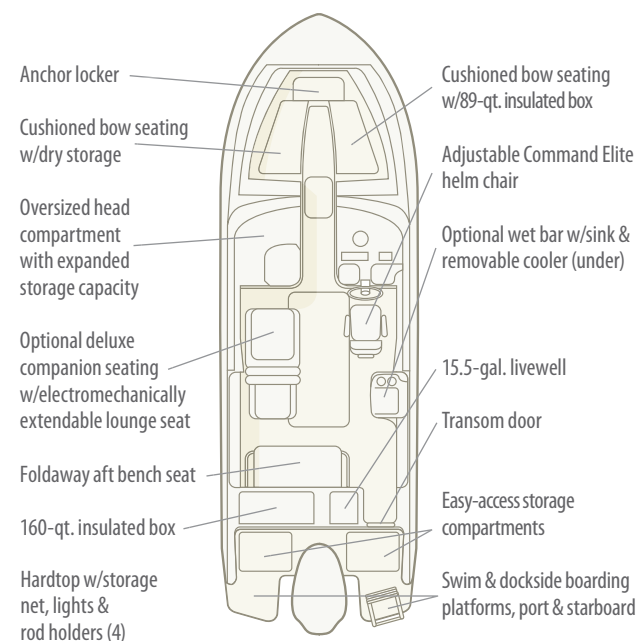
(SeaV2® progression)

Maximum HP: 350 (261 kW)

Fuel Capacity - Standard: 100 gal. (379 l)

Passenger Capacity: 10

Weight w/o Engine: 4420 lb. (2005 kg)



For complete details visit gradywhite.com



Shown with optional features

Fisherman 236

23' CENTER CONSOLE

Beam Amidships: 8'6" (2.59 m)

Center Line Length

w/o Engine: 23'7" (7.18 m)

(swim platforms not included)

LOA w/Swim Platforms: 25'7" (7.80 m)

Bridge Clearance: 8' (2.44 m)

Cockpit Depth: 25" (0.64 m)

Hull Draft: 18.5" (0.47 m)

Transom Deadrise: 20 degrees

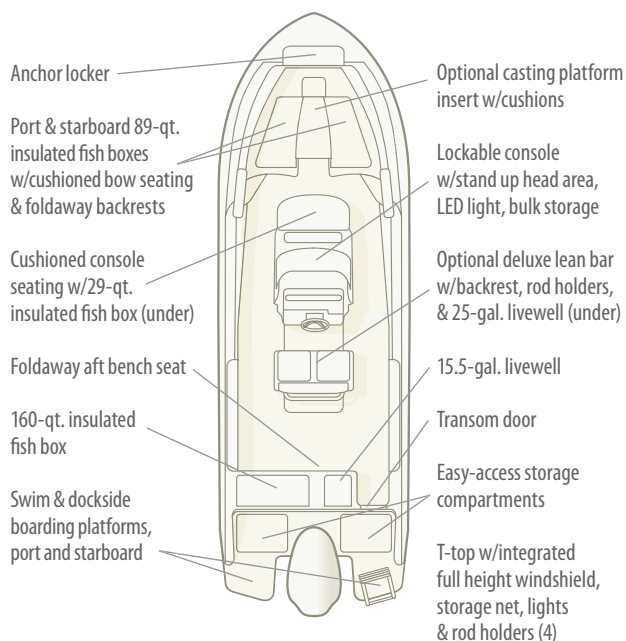
(SeaV²® progression)

Maximum HP: 350 (261 kW)

Fuel Capacity - Standard: 100 gal. (379 l)

Passenger Capacity: 10

Weight w/o Engine: 3900 lb. (1769 kg)



For complete details visit gradywhite.com



Shown with optional features

251 CE

25' COASTAL EXPLORER

Beam Amidships: 8'6" (2.59 m)

Center Line Length

w/o Engine: 24'7" (7.49 m)

Bridge Clearance: 8'1" (2.46 m)

Cockpit Depth: 20" (0.51 m)

Hull Draft: 14" (0.36 m)

Transom Deadrise: 16 degrees

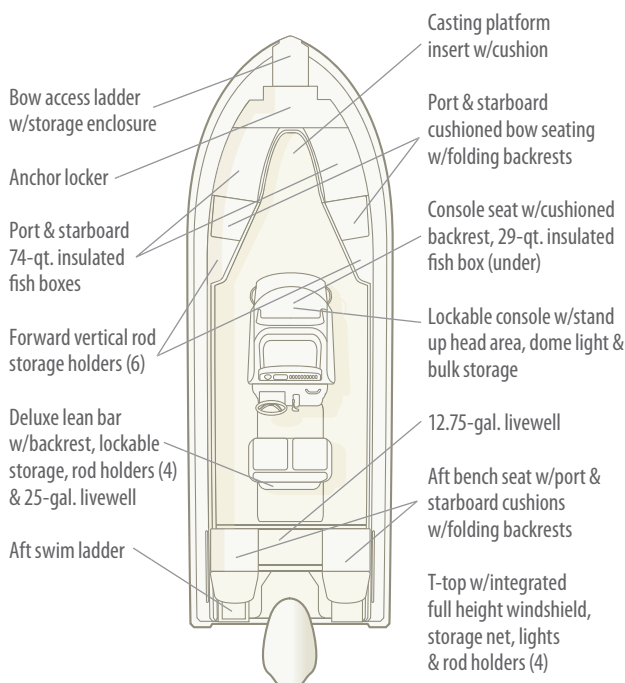
(SeaV²® progression)

Maximum HP: 300 (224 kW)

Fuel Capacity - Standard: 78 gal. (295 l)

Passenger Capacity: 10

Weight w/o Engine: 3715 lb. (1685 kg)



Shown with optional features

Freedom 255

25' DUAL CONSOLE

Beam Amidships: 8'6" (2.59 m)

Center Line Length

w/o Engine: 24'9" (7.55 m)

Bridge Clearance: 7'10" (2.39 m)

Cockpit Depth: 27" (0.69 m)

Hull Draft: 20" (0.51 m)

Transom Deadrise: 20 degrees

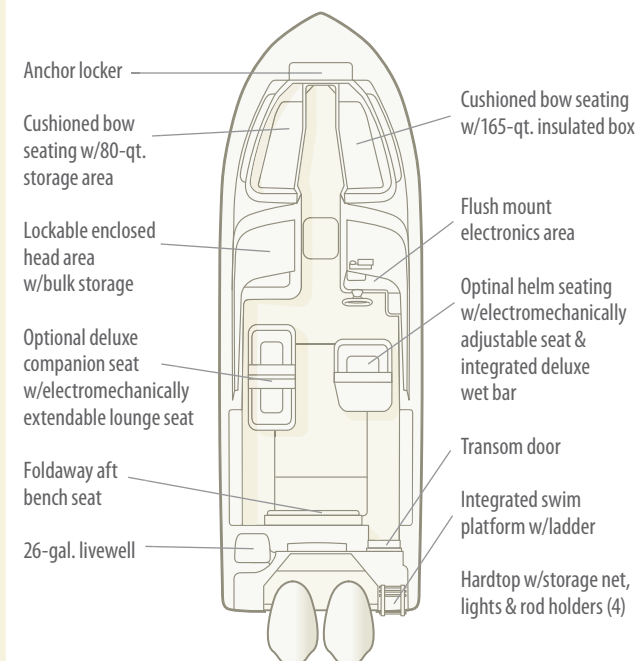
(SeaV²® progression)

Maximum HP: 400 (298 kW)

Fuel Capacity - Standard: 135 gal. (511 l)

Passenger Capacity: 10

Weight w/o Engines: 4744 lb. (2152 kg)





Shown with optional features



Shown with optional features



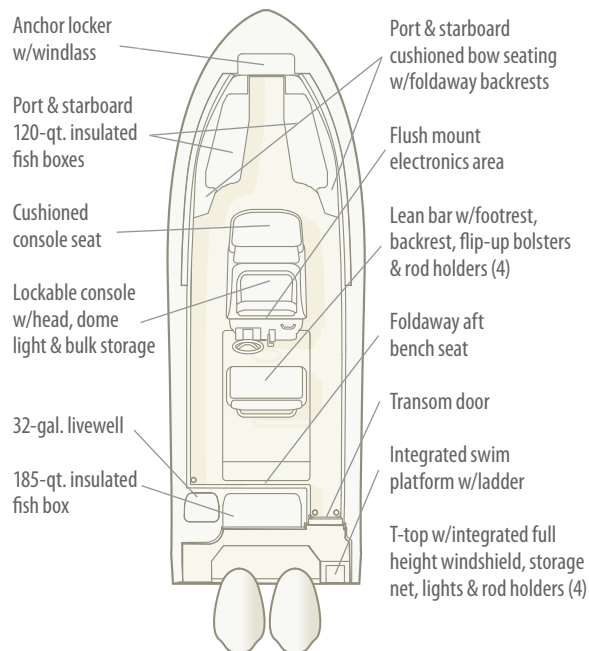
Shown with optional features

Fisherman 257

25' CENTER CONSOLE

Beam Amidships: 8'6" (2.59 m)
Center Line Length
w/o Engine: 24'9" (7.55 m)
Bridge Clearance: 8'5" (2.57 m)
Cockpit Depth: 27" (0.69 m)
Hull Draft: 20" (0.51 m)

Transom Deadrise: 20 degrees
(SeaV²® progression)
Maximum HP: 400 (298 kW)
Fuel Capacity - Standard: 135 gal. (511 l)
Passenger Capacity: 10
Weight w/o Engines: 4300 lb. (1951 kg)

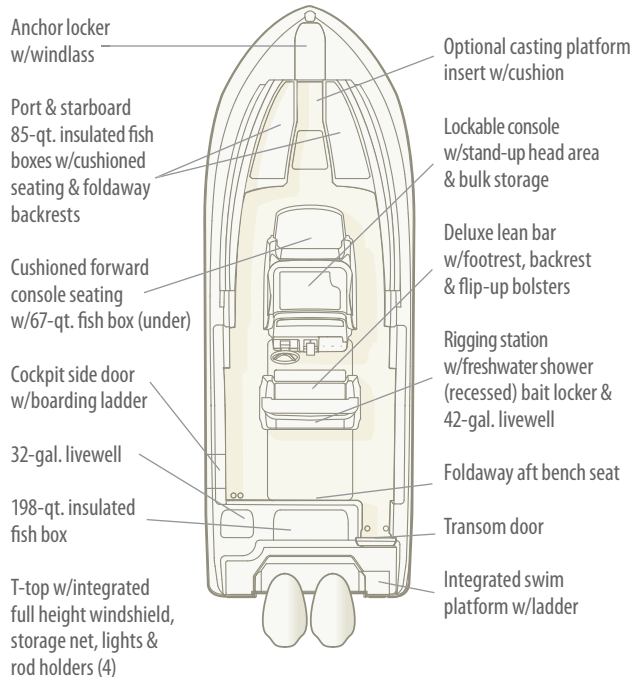


Canyon 271

27' CENTER CONSOLE

Beam Amidships: 9'6" (2.89 m)
Center Line Length
w/o Engines: 26'10" (8.18 m)
Bridge Clearance: 7'10" (2.39 m)
Cockpit Depth: 27" (0.69 m)
Hull Draft: 23" (0.58 m)

Transom Deadrise: 20 degrees
(SeaV²® progression)
Maximum HP: 600 (448 kW)
Fuel Capacity - Standard: 186 gal. (704 l)
Weight w/o Engines: 5914 lb. (2683 kg)

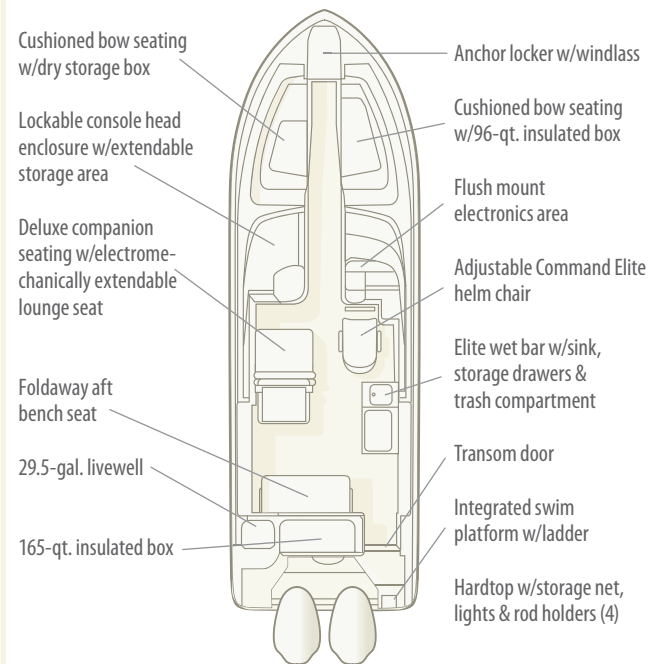


Freedom 275

27' DUAL CONSOLE

Beam Amidships: 8'6" (2.59 m)
Center Line Length
w/o Engines: 26'11" (8.20 m)
Bridge Clearance: 8'1" (2.46 m)
Cockpit Depth: 27" (0.69 m)
Hull Draft: 20" (0.51 m)

Transom Deadrise: 19 degrees
(SeaV²® progression)
Maximum HP: 400 (298 kW)
Fuel Capacity - Standard: 184 gal. (696 l)
Weight w/o Engines: 4972 lb. (2255 kg)



For complete details visit gradywhite.com



Shown with optional features

281 CE

28' COASTAL EXPLORER

Beam Amidships: 9'4" (2.84 m)

Center Line Length

w/o Engines: 27'7" (8.41 m)

Bridge Clearance: 7'11" (2.41 m)

Cockpit Depth: 22" (0.56 m)

Hull Draft: 19" (0.48 m)

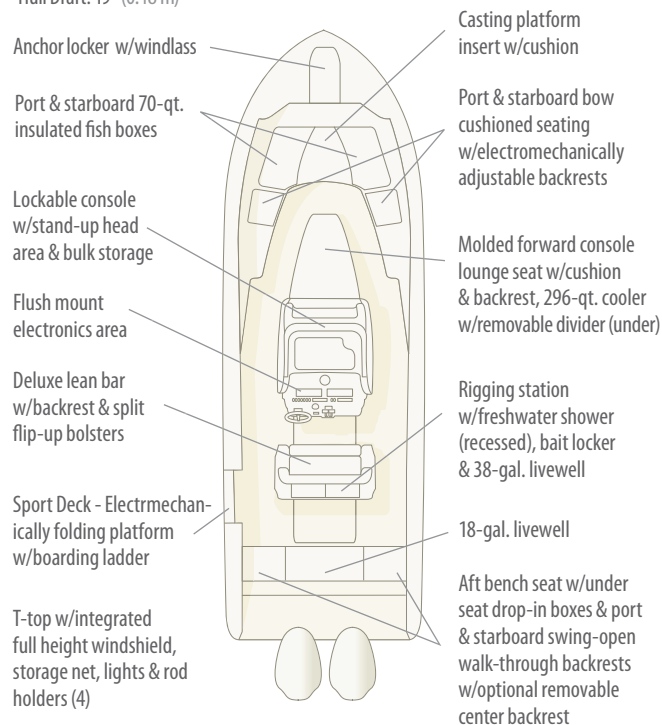
Transom Deadrise: 16 degrees

(SeaV²® progression)

Maximum HP: 600 (448 kW)

Fuel Capacity - Standard: 160 gal. (606 l)

Weight w/o Engines: 5650 lb. (2563 kg)



For complete details visit gradywhite.com



Shown with optional features

Freedom 285

28' DUAL CONSOLE

Beam Amidships: 9'6" (2.89 m)

Center Line Length

w/o Engines: 28' (8.53 m)

Bridge Clearance: 8'3" (2.51 m)

Cockpit Depth: 27" (0.69 m)

Hull Draft: 22" (0.56 m)

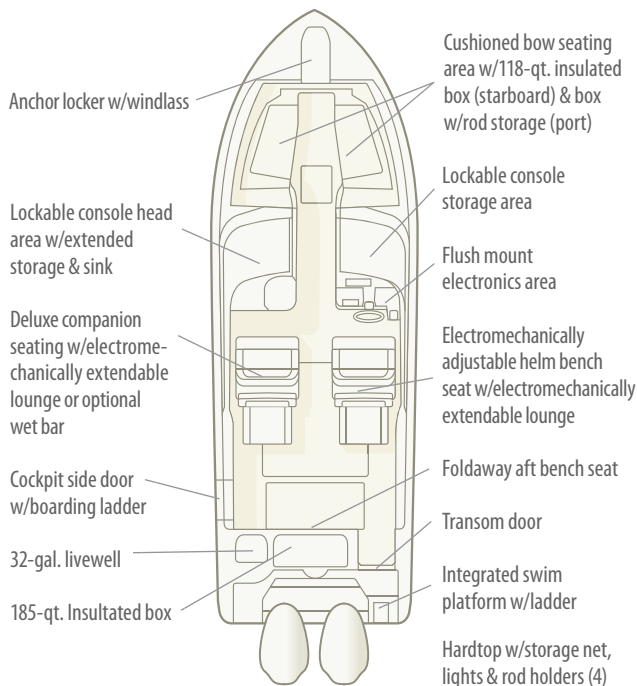
Transom Deadrise: 19 degrees

(SeaV²® progression)

Maximum HP: 700 (522 kW)

Fuel Capacity - Standard: 214 gal. (810 l)

Weight w/o Engines: 6500 lb. (2948 kg)



Shown with optional features

Marlin 300

30' WALKAROUND CABIN

Beam Amidships: 10'7" (3.23 m)

Center Line Length

w/o Engines: 30'6" (9.30 m)

Bridge Clearance: 9'9" (2.97 m)

Cockpit Depth: 29" (0.74 m)

Hull Draft: 23" (0.58 m)

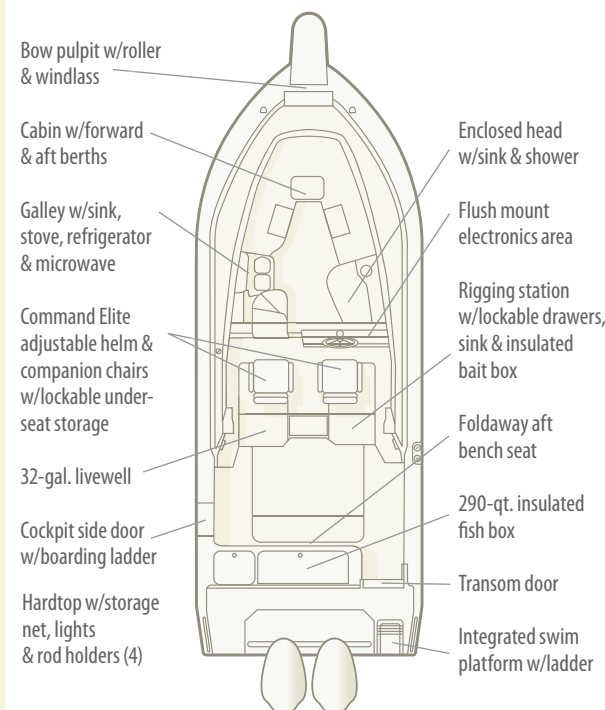
Transom Deadrise: 19.5 degrees

(SeaV²® progression)

Maximum HP: 700 (522 kW)

Fuel Capacity - Standard: 282 gal. (1067 l)

Weight w/o Engines: 8221 lb. (3729 kg)





Shown with optional features

Canyon 306

30' CENTER CONSOLE

Beam Amidships: 10'7" (3.23 m)

Center Line Length

w/o Engines: 30'6" (9.30 m)

Bridge Clearance: 8'7" (2.62 m)

Cockpit Depth: 27" (0.69 m)

Hull Draft: 21" (0.53 m)

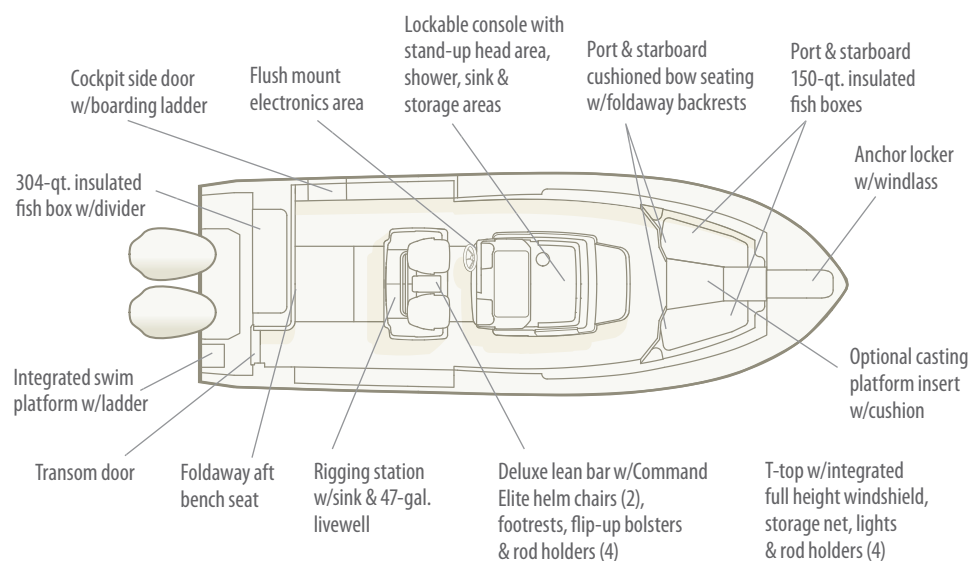
Transom Deadrise: 19.5 degrees

(SeaV²® progression)

Maximum HP: 700 (522 kW)

Fuel Capacity - Standard: 290 gal. (1098 l)

Weight w/o Engines: 6950 lb. (3152 kg)



For complete details visit gradywhite.com



Shown with optional features

Freedom 307

30' DUAL CONSOLE

Beam Amidships: 10'7" (3.23 m)

Center Line Length

w/o Engines: 30'6" (9.30 m)

Bridge Clearance: 8'6" (2.59 m)

Cockpit Depth: 27" (0.69 m)

Hull Draft: 22" (0.56 m)

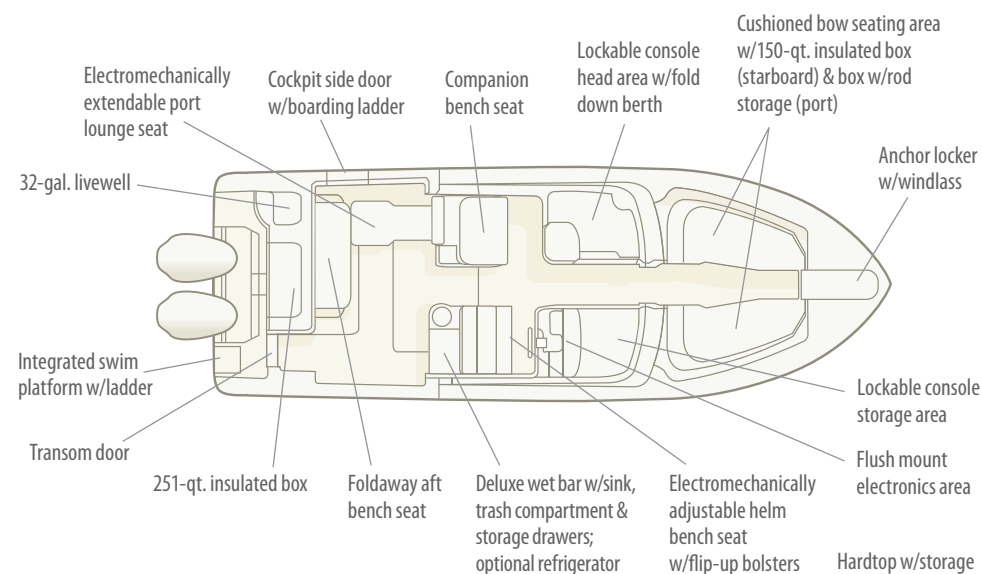
Transom Deadrise: 19.5 degrees

(SeaV²® progression)

Maximum HP: 700 (522 kW)

Fuel Capacity - Standard: 234 gal. (886 l)

Weight w/o Engines: 8350 lb. (3787 kg)



For complete details visit gradywhite.com



Shown with optional features

Freedom 325

32' DUAL CONSOLE

Beam Amidships: 10'9" (3.28 m)

Center Line Length

w/o Engines: 31'2" (9.50 m)

(swim platforms not included)

LOA w/Swim Platforms: 33'1" (10.08 m)

Bridge Clearance: 8'7" (2.62 m)

Cockpit Depth: 27" (0.69 m)

Hull Draft: 24" (0.61 m)

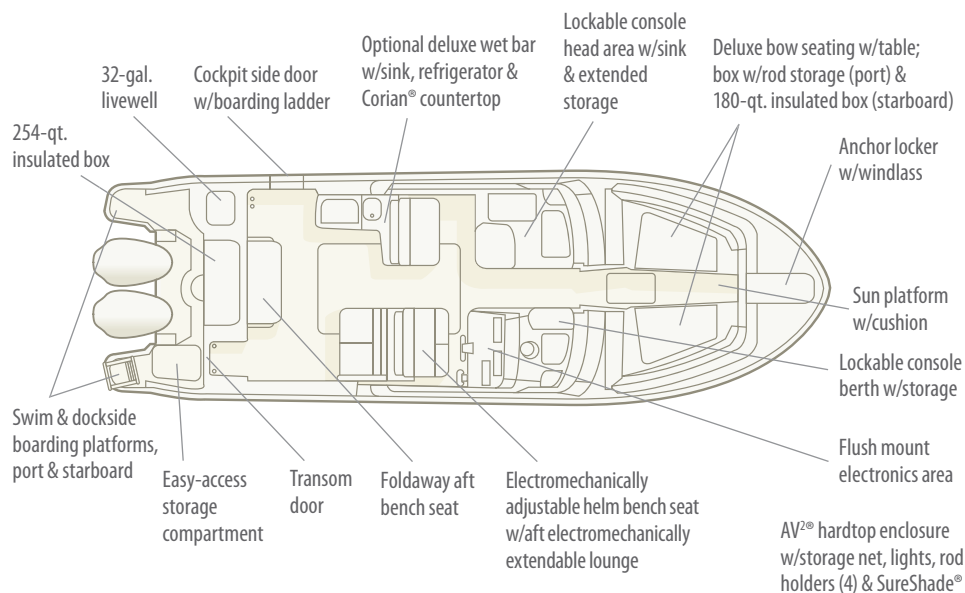
Transom Deadrise: 20 degrees

(SeaV²® progression)

Maximum HP: 700 (522 kW)

Fuel Capacity - Standard: 288 gal. (1090 l)

Weight w/o Engines: 9300 lb. (4218 kg)



Shown with optional features

Canyon 326

32' CENTER CONSOLE

Beam Amidships: 10'9" (3.28 m)

Center Line Length

w/o Engines: 31'2" (9.50 m)

(swim platforms not included)

LOA w/Swim Platforms: 33'1" (10.08 m)

Bridge Clearance: 9'5" (2.87 m)

Cockpit Depth: 26" (0.66 m)

Hull Draft: 24" (0.61 m)

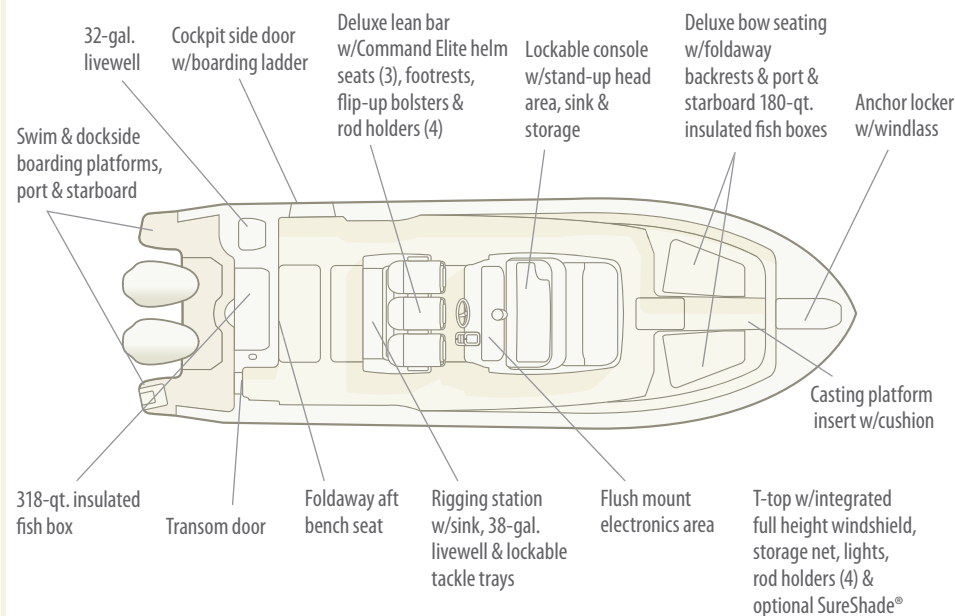
Transom Deadrise: 20 degrees

(SeaV²® progression)

Maximum HP: 700 (522 kW)

Fuel Capacity - Standard: 327 gal. (1238 l)

Weight w/o Engines: 8500 lb. (3856 kg)





Shown with optional features

Express 330

33' EXPRESS CABIN

Beam Amidships: 11'7" (3.53 m)

Center Line Length

w/o Engines: 33'6" (10.21 m)

Bridge Clearance: 9'10" (3.00 m)

Cockpit Depth: 29" (0.74 m)

Hull Draft: 25" (0.64 m)

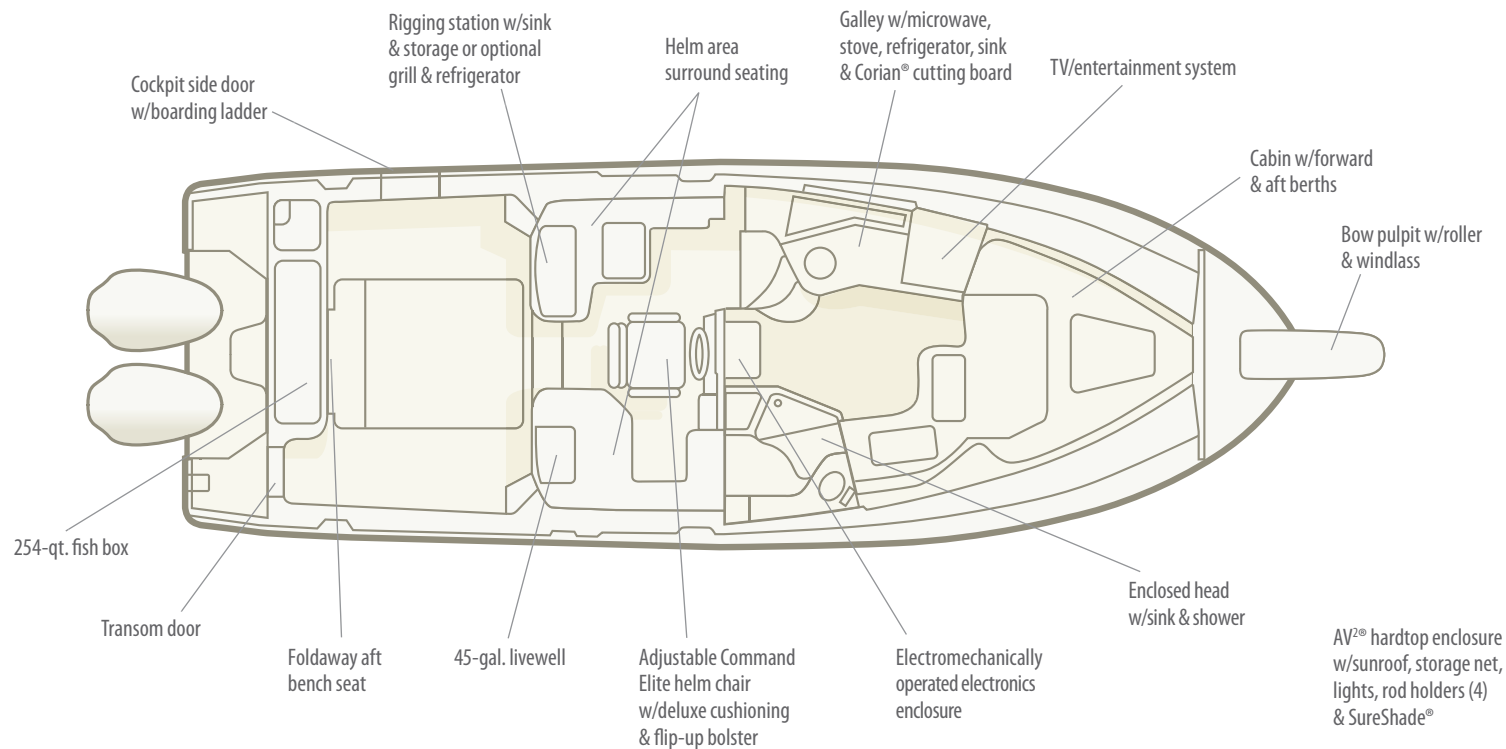
Transom Deadrise: 20 degrees

(SeaV²® progression)

Maximum HP: 900 (671 kW)

Fuel Capacity - Standard: 331 gal. (1253 l)

Weight w/o Engines: 10,840 lb. (4917 kg)





Shown with optional features

Freedom 335

33' DUAL CONSOLE

Beam Amidships: 11'7" (3.53 m)

Center Line Length

w/o Engines: 33'6" (10.21 m)

Bridge Clearance: 9'5" (2.87 m)

Cockpit Depth: 29" (0.74 m)

Hull Draft: 26" (0.66 m)

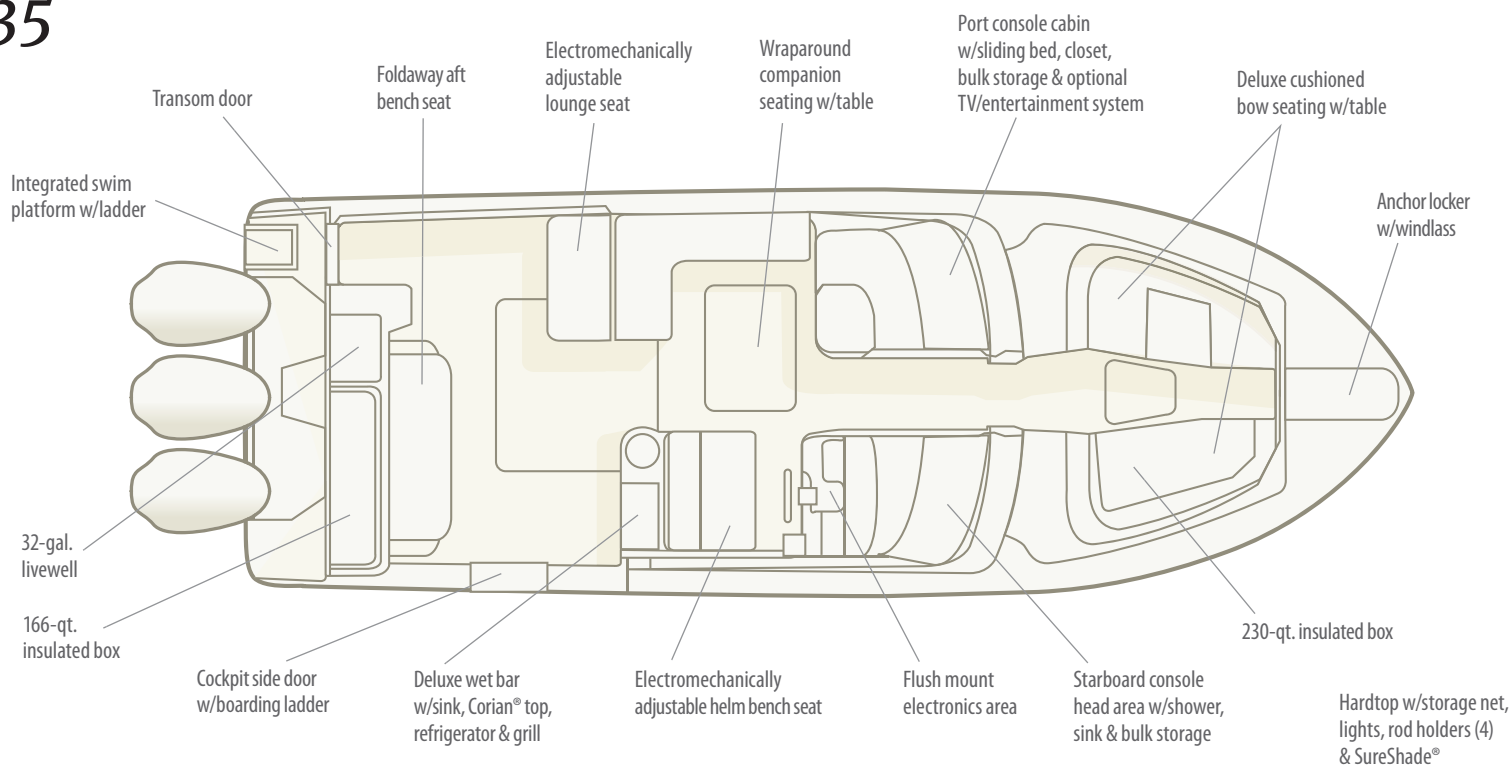
Transom Deadrise: 20 degrees

(SeaV²® progression)

Maximum HP: 1050 (783 kW)

Fuel Capacity - Standard: 293 gal. (1109 l)

Weight w/o Engines: 13,090 lb. (5938 kg)



Optional Seakeeper® 3



Shown with optional features

Canyon 336

33' CENTER CONSOLE

Beam Amidships: 11'7" (3.53 m)

Center Line Length

w/o Engines: 33'6" (10.21 m)

Bridge Clearance: 9'4" (2.84 m)

Cockpit Depth: 29" (0.74 m)

Hull Draft: 26" (0.66 m)

Transom Deadrise: 20 degrees

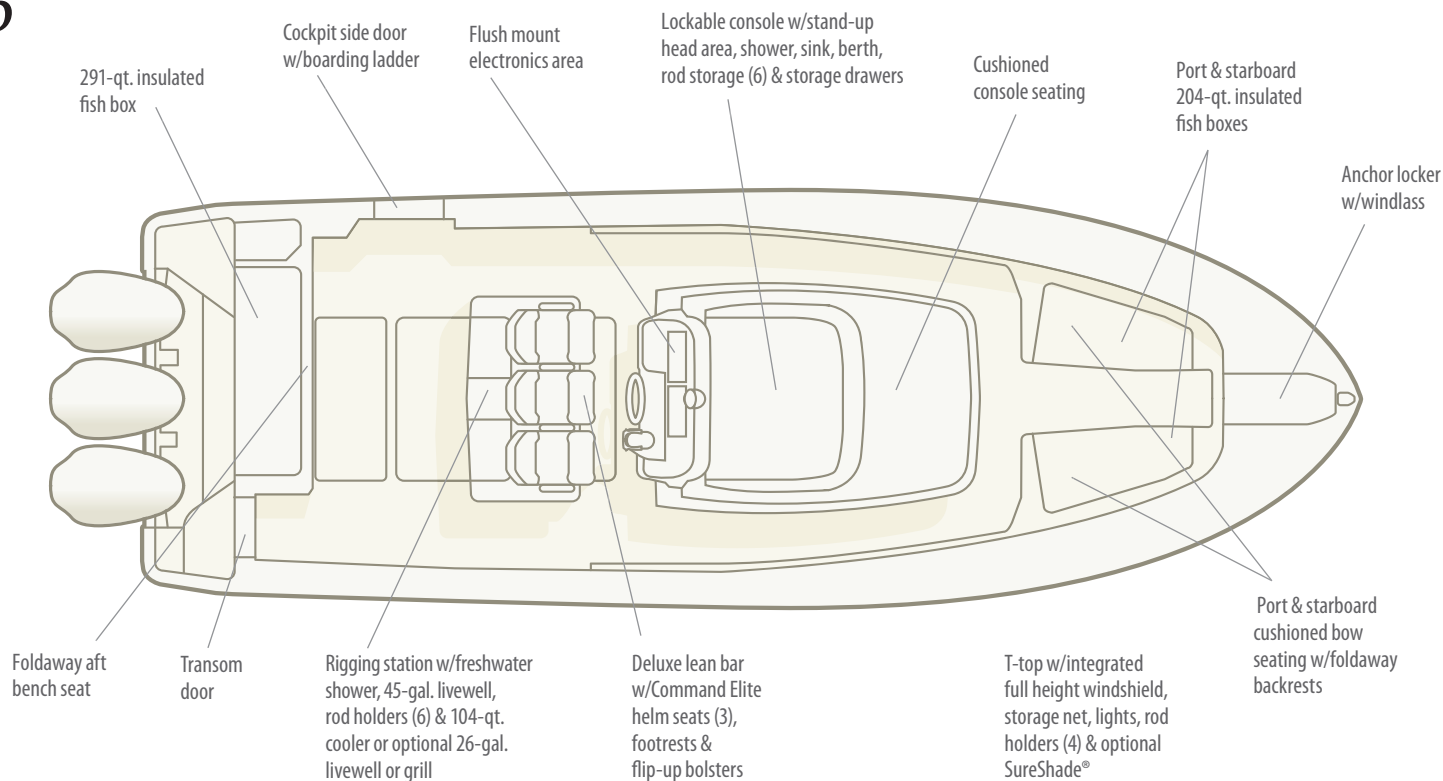
(SeaV²® progression)

Maximum HP: 1050 (783 kW)

Fuel Capacity - Standard: 361 gal. (1367 l)

Weight w/o Engines: 10,100 lb. (4581 kg)

Optional Seakeeper® 3





Shown with optional features

Express 370

37' EXPRESS CABIN

Beam Amidships: 13'2" (4.01 m)

Center Line Length

w/o Engines: 36'7" (11.15 m)

Bridge Clearance: 10'9" (3.28 m)

Cockpit Depth: 28" (0.71 m)

Hull Draft: 29" (0.74 m)

Transom Deadrise: 20 degrees

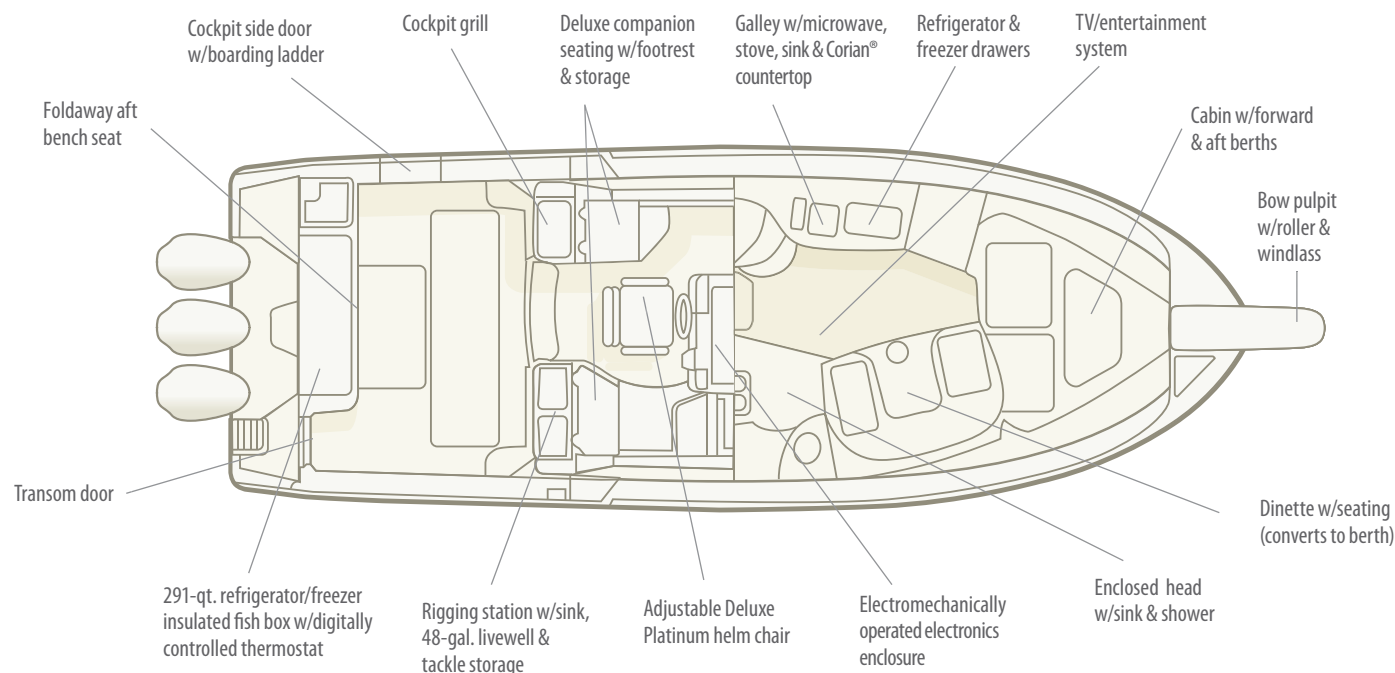
(SeaV²® progression)

Maximum HP: 1350 (1007 kW)

Fuel Capacity - Standard: 344 gal. (1302 l)

Weight w/o Engines: 15,224 lb. (6905 kg)

Equipped w/Seakeeper® 5



For complete details visit gradywhite.com



Shown with optional features

Freedom 375

37' DUAL CONSOLE

Beam Amidships: 13'2" (4.01 m)

Center Line Length

w/o Engines: 36'7" (11.15 m)

Bridge Clearance: 9'11" (3.02 m)

Cockpit Depth: 28" (0.71 m)

Hull Draft: 29" (0.74 m)

Transom Deadrise: 20 degrees

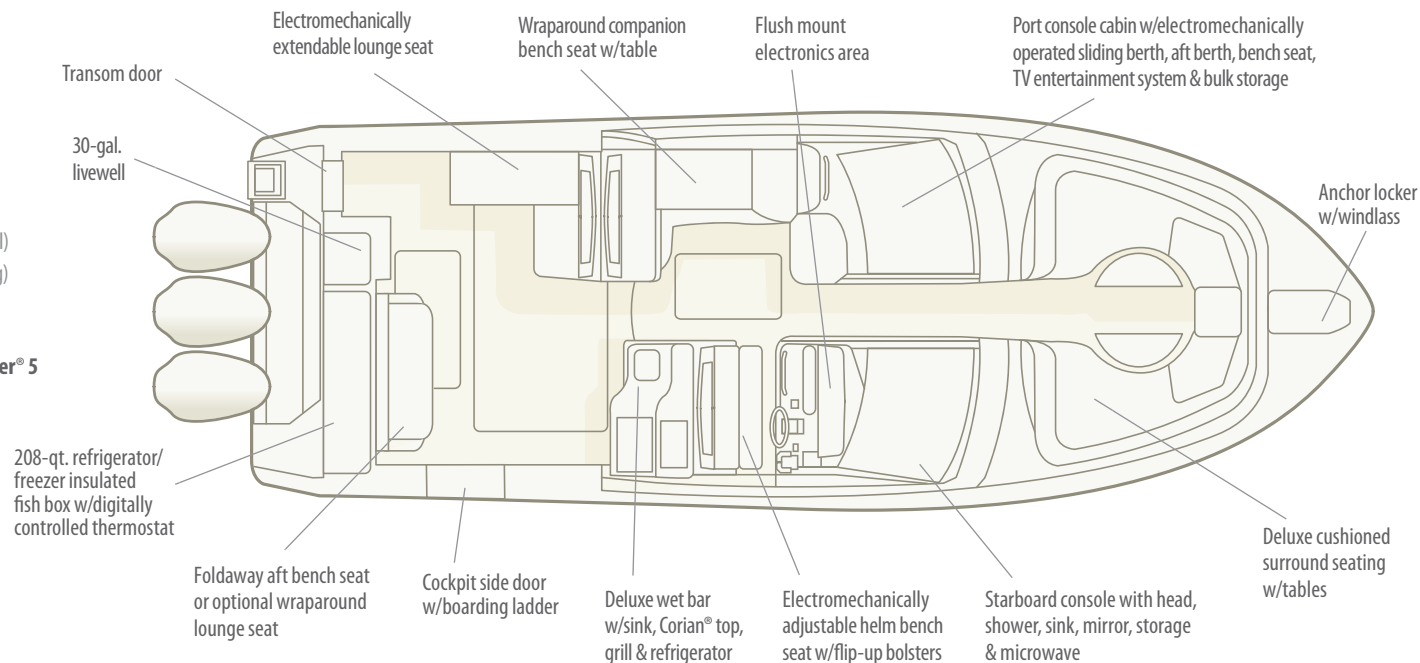
(SeaV²® progression)

Maximum HP: 1350 (1007 kW)

Fuel Capacity - Standard: 320 gal. (1211 l)

Weight w/o Engines: 16,250 lb. (7370 kg)

Equipped w/Seakeeper® 5





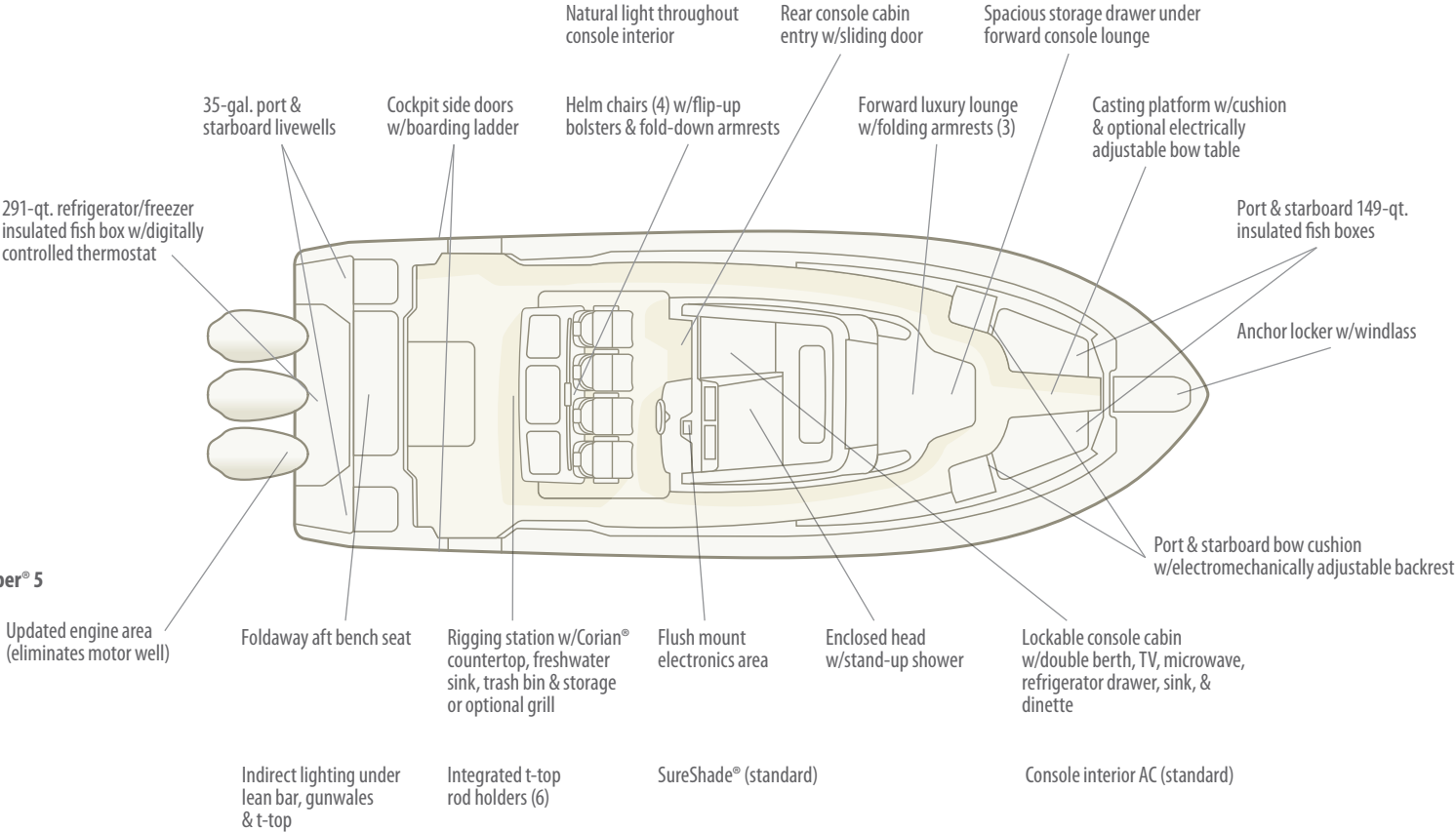
Shown with optional features

Canyon 386

37' CENTER CONSOLE

- Beam Amidships: 13'2" (4.01 m)
- Center Line Length
w/o Engines: 36'6" (11.13 m)
- Bridge Clearance: 9'3" (2.83 m)
- Cockpit Depth: 28" (0.71 m)
- Hull Draft: 28" (0.71 m)
- Transom Deadrise: 20 degrees
(SeaV²® progression)
- Maximum HP: 1350 (1007 kW)
- Fuel Capacity - Standard: 410 gal. (1552 l)
- Weight w/o Engines: 14,950 lb. (6781 kg)

Equipped w/Seakeeper® 5





Shown with optional features

Canyon 456

45' CENTER CONSOLE

Beam Amidships: 14' (4.27 m)

Center Line Length

w/o Engines: 45' (13.72 m)

Bridge Clearance: 10'5" (3.18 m)

Cockpit Depth: 28" (0.71 m)

Hull Draft: 30" (0.76 m)

Transom Deadrise: 21 degrees

(SeaV²® progression)

Maximum HP: 1800 (1342 kW)

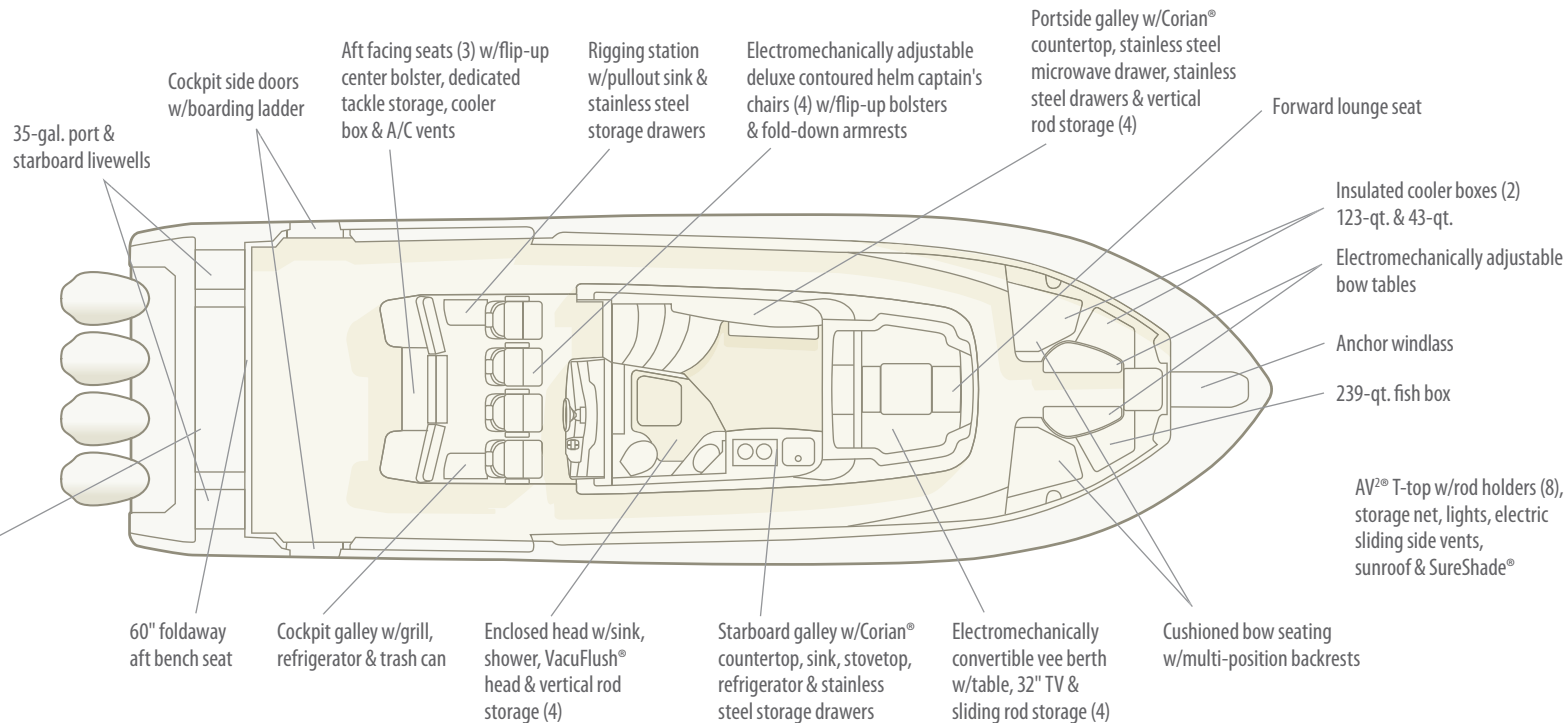
Fuel Capacity - Standard: 616 gal. (2332 l)

Weight w/o Engines: 24,500 lb. (11,113 kg)

Equipped w/Seakeeper® 6

459-qt. refrigerator/freezer
insulated fish box w/digitally
controlled thermostat

Equipped w/Zipwake®
auto-leveling dynamic
trim system



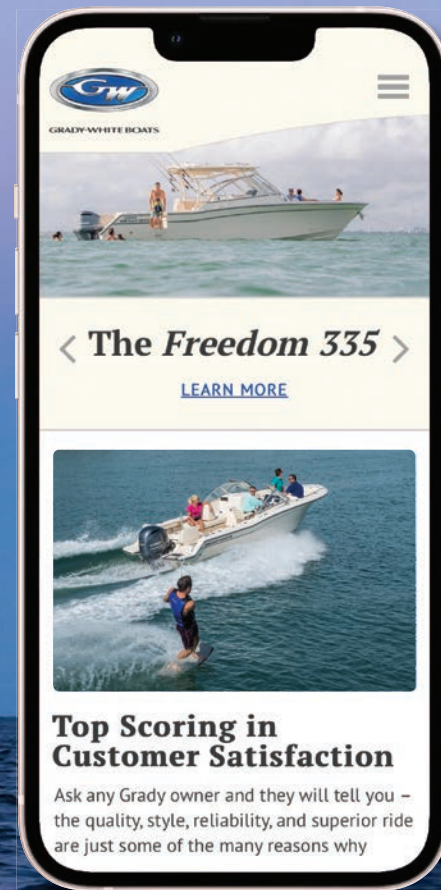
For complete details visit gradywhite.com



VISIT
gradywhite.com



- Explore Models
- Compare Models
- Build Your Own
- Learn About the Grady Difference
- Access the Customer Resource Center



GRADY-WHITE

COLOR OPTIONS

GELCOAT Hull colors shown are approximate.

Grady-White offers four gelcoat colors as factory options for every boat, along with our classic Grady-White cream-colored hull.



Classic Grady White



Celestial Blue



Ocean Mist



Sea Glass



Coastal Fog





GRADY-WHITE BOATS

Exceptional attention to detail.

gradywhite.com

©2023 Grady-White Boats, Inc. • 252-752-2111