



GRADY - WHITE

2020

GRADY-WHITE'S 2020 LINE UP

Grady-White's remarkable 2020 boat line up includes 28 models from 18 to 45 feet. You will find no finer boat than a Grady-White.

Our passion is to build the perfect boat for you to enjoy.

DUAL CONSOLE

CENTER CONSOLE

WALKAROUND CABIN

EXPRESS CABIN

COASTAL EXPLORER

Freedom 192



Fisherman 180



Adventure 208



Express 330



191 CE



Freedom 215



Fisherman 216



Seafarer 228



Express 370



251 CE



Freedom 235



Fisherman 236



Gulfstream 232



Freedom 255



Fisherman 257



Marlin 300



Freedom 275



Canyon 271



Freedom 285



Canyon 306



Freedom 307




Canyon 326



Freedom 325



Canyon 336



Freedom 335



Canyon 376



Freedom 375



Canyon 456



"This is my third Grady-White boat over the past thirty years. I have had a dual console, the walkaround model, and now the Express 330. I have used all of them for offshore fishing. The design, construction and practicality of these boats have always surpassed my expectation. A well-built boat is one that is well-built in places that you do not normally see, and performs better than what you know to expect. My Grady-White boats have met these qualifications of excellence."

—SEABROOK, TX

ALL NEW
CANYON 326



REDESIGNED
FREEDOM 285



RE-ENGINEERED
CANYON 336





Canyon 456



"I never wanted to be the biggest...I wanted to be the best!" – Eddie Smith

HERITAGE

Established in 1959 in Greenville, North Carolina, Grady-White has earned a legendary reputation for building ruggedly elegant coastal fishing boats, developing great craftsmen, and nurturing strong customer relationships. Since buying the company in 1968, Eddie Smith has set the bar for the Grady-White team to achieve uncompromising quality through exceptional attention to detail.

Today, this results in a company that embodies integrity, pride in work well done, and care for customer and community. Grady-White's secret to success is listening to customers' wants and needs, and then having engaged leadership and craftsmen incorporate these wish lists into features and products that truly enhance function and enjoyment.

Because Eddie Smith respects the environment and understands outdoor recreation is a great gift to protect, Grady-White is a steadfast advocate and contributor to fisheries conservation, education, and waterways management. Grady-White is proud to invest in enriching the lives of our customers, employees, suppliers and our community.

Learn more about all things Grady on our website: gradywhite.com.



Canyon 376



Canyon 326

Grady-White delivers boating's driest, softest, and most stable ride through our unique multi-faceted SeaV²® hull design. Truth is, boat length for boat length, there is no ride that compares.

AWARD-WINNING PERFORMANCE

Grady-White is one of the most renowned saltwater boat manufacturers in the world. One reason is Grady-White's SeaV²® hull performance—ranked #1 in every J.D. Power and Associates marine study ever done.

Grady-White's hull shape continuously sharpens from the transom to the bow, ranging from under 20 degrees deadrise at the stern to a sea-cutting 30 degrees or so amidships, then reaching a wave-slicing 50-plus degrees at the bow. That deeper vee forward means a softer ride you won't find on other hulls. Less vee at the transom gives superior stability when you need it. And, the soft ride of a SeaV² hull is accomplished without sacrificing fuel efficiency.

Designed exclusively for Grady-White by C. Raymond Hunt Associates, Inc., originators of the modified vee, the SeaV² hull combines all these features to assure that you will have a great day on the water every time you use your boat, no matter what the conditions. Test ride a SeaV² hull, and you will know the difference!



Express 370



Freedom 325

*A close look reveals that Grady-White's record of trademarked,
patented, patent-pending and exclusive innovations is unmatched
by any competitive brand.*

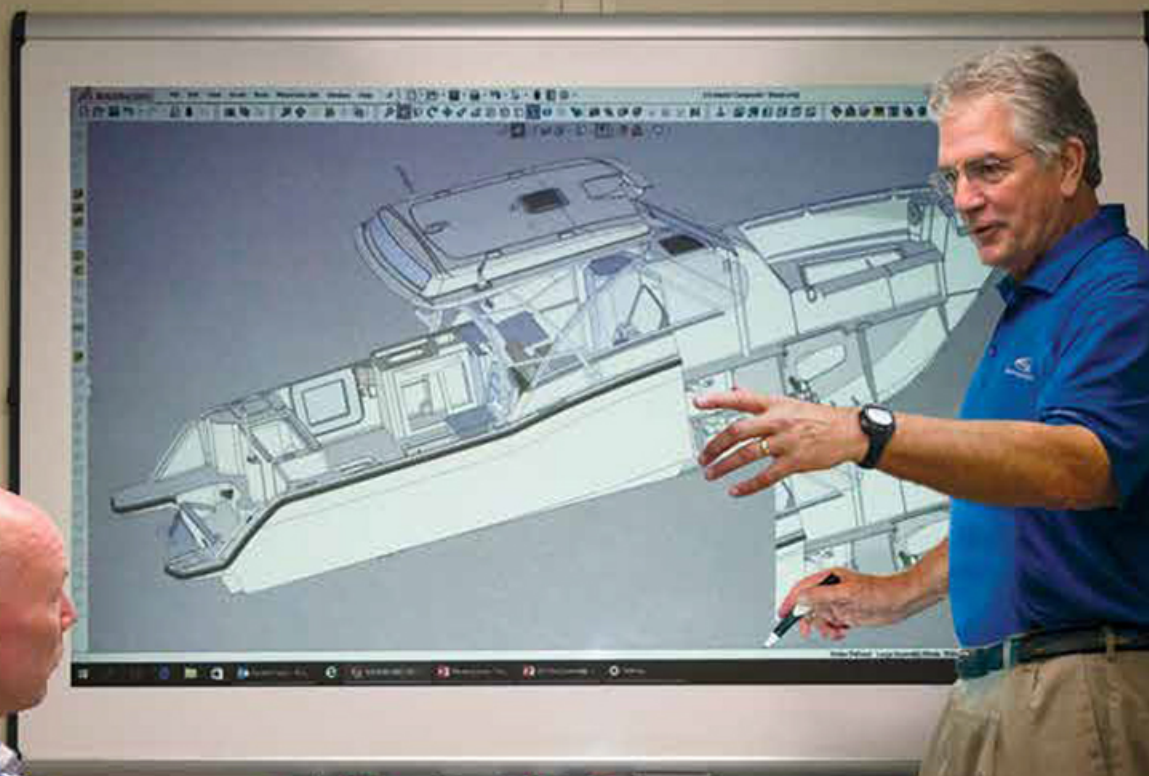
DESIGN INTEGRITY

Everyone at Grady-White is emotionally committed to building the best boat possible for every customer. We are in touch with our customers. We meet them through factory visits, Grady Owners' Clubs, boat shows and dealer events. We personally answer calls, letters and emails. We read every customer survey, and have two-way communication through our website, publications, informal customer forums, and social media.

Customers inspire us. We get excited about the synergy that results from incorporating their ideas with ours to create new designs (even new patents!). As a result, Grady-White delivers satisfaction and value beyond any other manufacturer. Surveys have proven this, and when you ask any Grady-White owner they will tell you: Get the Grady!

Aboard a Grady-White, special features and equipment are precisely engineered by our staff of design professionals who are masters at integrating customer requests into every design. In addition, we invite other world-class structural and mechanical engineers and aesthetic stylists to enhance our ideas. Every Grady-White is examined and reexamined to make sure we are hitting the mark.

The sea does not compromise. Neither should you!





Freedom 375

*The finest materials, the most skilled and experienced craftsmen,
and unrivaled attention to detail, result in a better boat for you!*

EXCEPTIONAL ATTENTION TO DETAIL

A combination of factors allows us to accomplish such excellence and offer more exclusive features. This includes better hardware, superior laminates, structural integrity, and unsinkable foam flotation—quality components you will not find in other brands. From product design, to the materials, to the craftsmen; from our factory environment, workflow, and the tools we use; from our customer support, exclusive Captain Grady app, and superb dealer training—all of these come together to provide a boat that is unequalled in elegant form and exquisite function, and a boating experience that is unmatched.

Visitors to the plant always comment on the inspired team they meet when touring our facility, and the pride evident in their work. Our craftsmen are very thorough and highly experienced. Our designers and engineers are meticulous. Leaders ensure that all team members have everything needed to enthusiastically contribute their creative energy. Every person in every position contributes to the accomplishment of delivering the product satisfaction and reliability that you deserve.

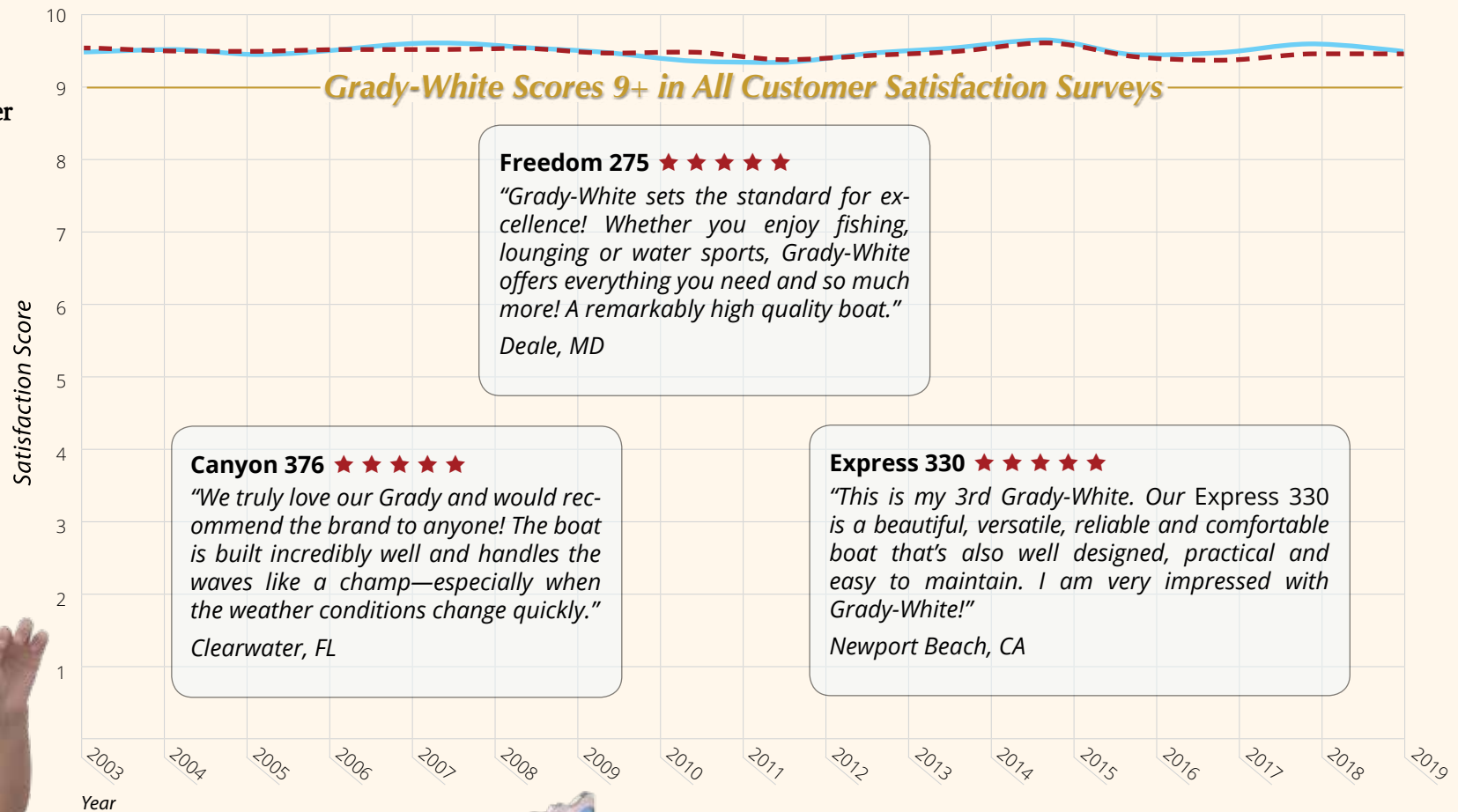
You are cordially invited to visit our facility and see for yourself our amazing craftsmen and processes. Call or go to gradywhite.com to schedule your visit and see the difference.



EXCEPTIONAL CUSTOMER SATISFACTION

Satisfaction
with Boat

Satisfaction with Dealer
Sales and Service



Awarded
17 for 17



Awarded
8 for 8

See gradywhite.com for more
customer ratings & reviews.

For more than 60 years, Grady-White Boats, dealers, and our entire team of associates have been unique in providing a higher level of owner confidence, boating pleasure, and customer satisfaction.

WORLD-CLASS CUSTOMER SATISFACTION

Grady-White Boats customer satisfaction is what differentiates us from all other coastal boat brands. Thanks largely to continuous private ownership and consistent vision and values, Grady-White Boats, for over 60 years, has achieved levels of satisfaction attained by only a few premium products in any industry. We have done so by adhering to the core principle of working hard to delight customers. Genuine customer satisfaction takes tremendous effort and consistency over the long-term, and Grady-White is unique in doing so.

The company has earned respect, appreciation, and praise from four generations of happy customers, ranking highest in every single objective measure of excellence in customer satisfaction ever done in the marine industry, including every J.D. Power and Associates marine study and every one of the National Marine Manufacturers Association Customer Satisfaction Index Awards. Working together, our craftsmen, dealers, and business associates have achieved an unprecedented and unmatched record of delivering the ultimate boating experience. This world-class quality, reliability, and performance are attributes of the Grady-White family as well as of the boats themselves.

Ask a Grady owner and he or she will tell you that Grady-White is the best choice in boating.



Freedom 335



GRADY-WHITE

YAMAHA

Freedom 285

The Grady Life reflects the pride, joy, and confidence you have in owning a Grady. Enjoy your great Grady days with family and friends, or on an outing with fellow owners in one of the many Grady-White Owners' Clubs.

THE GRADY LIFE- A BETTER BOATING EXPERIENCE

Grady Owners' Club and dealership events are the social hub for The Grady Life. Activities include tournaments, seminars, customer appreciation parties, overnights, and day trips. All of this builds confidence for new or broadened adventures, whether a local raft-up, lunch cruise, or a multi-day ocean passage.

Exceptional camaraderie extends across regions, with clubs joining together for seasonal tournaments, popular outings and annual Gradypaloozas. Grady owners are a great source of information for all kinds of tips, boating wisdom and local knowledge. You may even hear about a new fishing hot spot or dream cruise! Most of all, Grady owner get-togethers give us the opportunity to learn, laugh, and play alongside our customers. This way we can design products to delight and inspire you, our customers, just the way you delight and inspire us!

Check out the Grady-White website for marvelous photographs from customers around the world and see the calendar of events. Follow Grady enthusiasts on social media as they recount their memories of a lifetime. Whether it's your first boat or your twentieth, a new Grady-White is the best boat to own, and The Grady Life is the best boating lifestyle. We can't wait to share the Grady-White difference with you!

Get the Grady!



Canyon 326

Freedom 335

Canyon 456

Canyon 376

Grady's exclusive SeaV²® hull design is unlike any other. The signature continuously variable vee progression from stern to bow produces a ride superior to any competitor.



Freedom 275

AWARD-WINNING PATENTED DESIGNS

The finest materials, the most skilled and experienced craftsmen, and attention to detail result in a better boat for you!

- 1. The bow anchor locker** allows quick access to the anchor for safety. Many models have power windlasses with remote switches.
- 2. Flush mount electronics areas** are standard on most models.
- 3. Comfortable seating** throughout the boat is second to none. Patented and patent-pending seating is offered on many models. Deluxe seating is fully adjustable for additional comfort. Flip-up seat bolsters are superior and available on many models.
- 4. State-of-the-art sound systems** and unequalled connectivity are available on nearly all Gradys. They are standard on most models.
- 5. Dry storage.** Every Grady has plenty, just what you need to enjoy many activities on the water. Room for tow tools and toys, fishing and dive gear, picnic supplies, towels, extra clothing, personal items and more.
- 6. Easy to maintain and clean, stainless steel lined drink holders** are everywhere you need them. Convenient, and fewer slippery spills for safety!
- 7. Storage nets** are easy to use, easy to get to and perfect for stowing lots of items you can see and quickly locate, especially personal flotation devices (PFDs) in the bigger nets!
- 8. Exclusive feature: Enclosed head areas.** Every Grady-White 20 feet and over offers a head or head option. That's great comfort for all-day adventures.
- 9. Toe rails** are functional, easy to maintain and provide additional safety when you lean over the gunwale.
- 10. Take the rods along every trip!** There's room for plenty of rods on every Grady-White. T-tops and hardtops often have additional rod racks included or optional.
- 11. Patented foldaway aft seating** is available on most models, opening up more cockpit room. Big cockpits are a Grady-White signature feature.
- 12. Grady-White's nonskid surfaces** are everywhere you step, and really provide traction, while still easy to clean.
- 13. Tackle storage** and rigging areas are conveniently located.
- 14. Grady-White signature feature: Insulated ice boxes and fish boxes** drain directly overboard by gravity on every Grady.
- 15. Handholds** are where you naturally reach, for added safety.
- 16. Safety windshield.** We select the right material for each boat to give you complete confidence.
- 17. Grady-White signature feature: True self-bailing** boats direct water overboard by gravity. Underway, at rest, just sitting out in the rain, water goes overboard. All scuppers drain overboard. Inspection ports are watertight. All Grady-Whites have automatic bilge pumps, with two pumps on most models over 20 feet. Our dedication to self-bailing cockpit integrity is unparalleled.
- 18. Every Grady-White is "unsinkable." All Grady-Whites have foam sprayed into the hull for level or basic flotation,** even though not required in boats 20 feet and over. This foam also adds strength, thermal insulation, and deadens sounds. There is no boat brand with better flotation properties.
- 19. Through-bolted 316 stainless steel hardware** is secured with locking nuts.
- 20. Industry-leading heavy-duty fiberglass transom door** on applicable models is not only for big fish, it is a safety feature and provides easy access for tow sports, swimming, snorkeling, and more. Solid, 316 stainless transom door hardware is highlighted by an easy-to-use, oversized latch with a positive locking mechanism for added safety.
- 21. Aluminum transom brace** is bonded and screwed to the top of the transom of most models, and through bolted to the longitudinal stringer system. On integrated bracket models the bracing is through bolted to the stringer system.
- 22. Retractable ski pylon option** makes many models go from superb family fishing machine to watersport wonder in minutes.

Patented boat access. The fold down cockpit step and assembly on many models make boarding and disembarking easy for all.



VISIT
gradywhite.com



Canyon 376

Fisherman 180

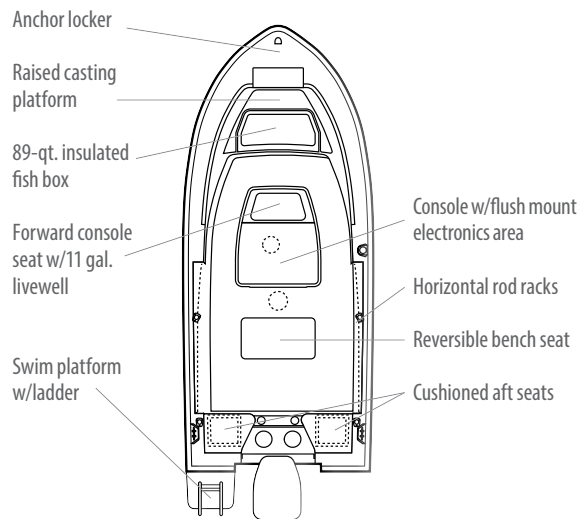
18' CENTER CONSOLE



Shown with optional features

Beam Amidships: 7'5" (2.26 m)
Center Line Length:
w/o Engine: 17'10" (5.44 m)
Bridge Clearance: 5'7" (1.70 m)
Cockpit Depth: 22" (0.56 m)
Hull Draft: 15" (0.38 m)

Transom Deadrise: 19 degrees
(SeaV²® progression)
Maximum HP: 150 (112 kW)
Fuel Capacity - Standard: 54 gal. (204 l)
Passenger Capacity: 7
Weight w/o Engine: 2150 lb. (975 kg)



191 CE

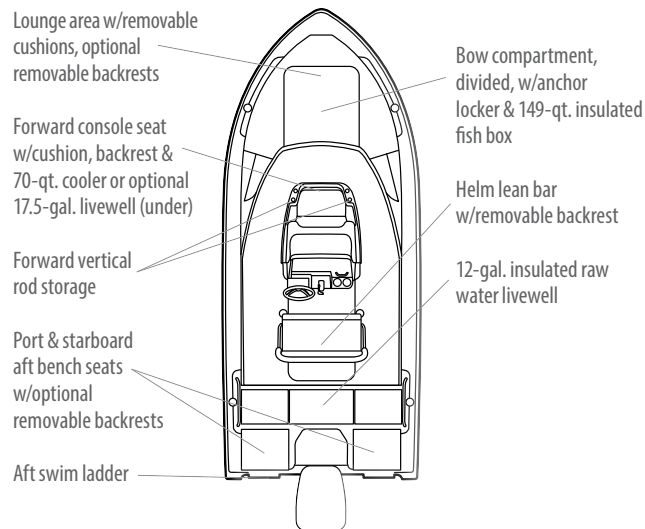
19' COASTAL EXPLORER



Shown with optional features

Beam Amidships: 8'2" (2.49 m)
Center Line Length:
w/o Engine: 19'4" (5.89 m)
Bridge Clearance: 5'3" (1.60 m)
w/T-top: 7'4" (2.24 m)
Cockpit Depth: 20" (0.51 m)
Hull Draft: 14" (0.36 m)

Transom Deadrise: 14.5 degrees
(SeaV²® progression)
Maximum HP: 200 (149 kW)
Fuel Capacity - Standard: 52 gal. (197 l)
Passenger Capacity: 8
Weight w/o Engine: 2360 lb. (1070 kg)



Freedom 192

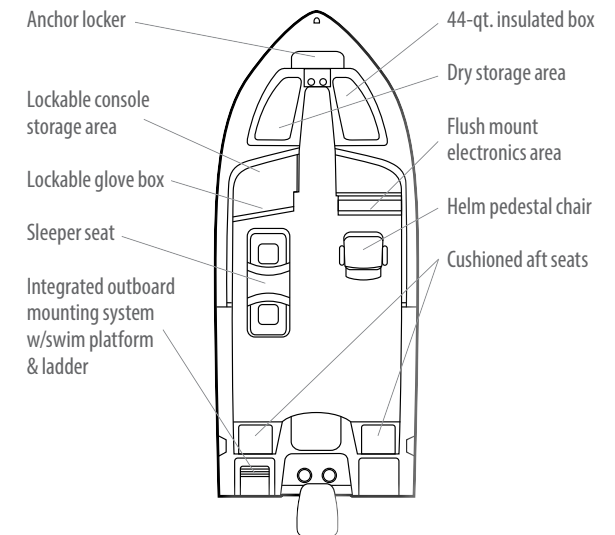
19' DUAL CONSOLE



Shown with optional features

Beam Amidships: 8' (2.44 m)
Center Line Length
w/o Engine: 19'2" (5.84 m)
Bridge Clearance: 5' (1.52 m)
Cockpit Depth: 25" (0.64 m)
Hull Draft: 14" (0.36 m)

Transom Deadrise: 15.5 degrees
(SeaV²® progression)
Maximum HP: 200 (149 kW)
Fuel Capacity - Standard: 62 gal. (235 l)
Passenger Capacity: 8
Weight w/o Engine: 2475 lb. (1123 kg)



Adventure 208

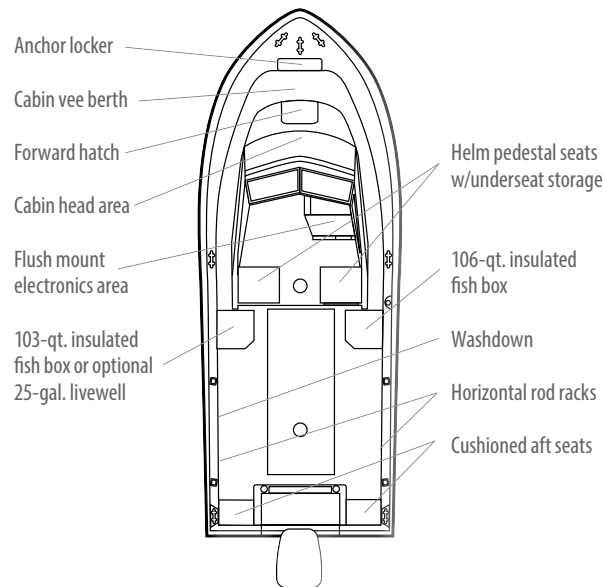
20' WALKAROUND CABIN



Shown with optional features

Beam Amidships: 8'1" (2.46 m)
Center Line Length
w/o Engine: 20'4" (6.20 m)
Bridge Clearance: 5'9" (1.75 m)
w/Hardtop: 8' (2.44 m)
Cockpit Depth: 25" (0.64 m)
Hull Draft: 15" (0.38 m)

Transom Deadrise: 18 degrees
(SeaV²® progression)
Maximum HP: 250 (187 kW)
Fuel Capacity - Standard: 82 gal. (310 l)
Passenger Capacity: 8
Weight w/o Engine: 2900 lb. (1315 kg)



Freedom 215

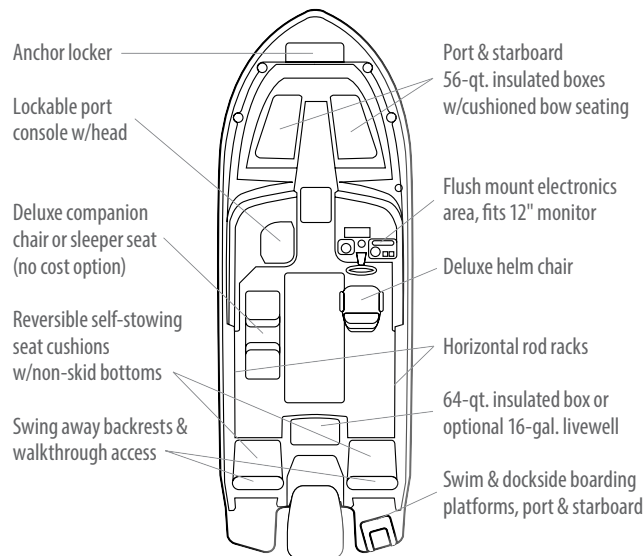
21' DUAL CONSOLE



Shown with optional features

Beam Amidships: 8'6" (2.59 m)
Center Line Length
w/o Engine: 21'3" (6.48 m)
(swim platforms not included)
LOA w/Swim Platforms: 23'3" (7.09 m)
Bridge Clearance: 5'4" (1.63 m)
Cockpit Depth: 25" (0.64 m)

Hull Draft: 16" (0.41 m)
Transom Deadrise: 19 degrees
(SeaV²® progression)
Maximum HP: 250 (187 kW)
Fuel Capacity - Standard: 80 gal. (303 l)
Passenger Capacity: 8
Weight w/o Engine: 3150 lb. (1429 kg)



Fisherman 216

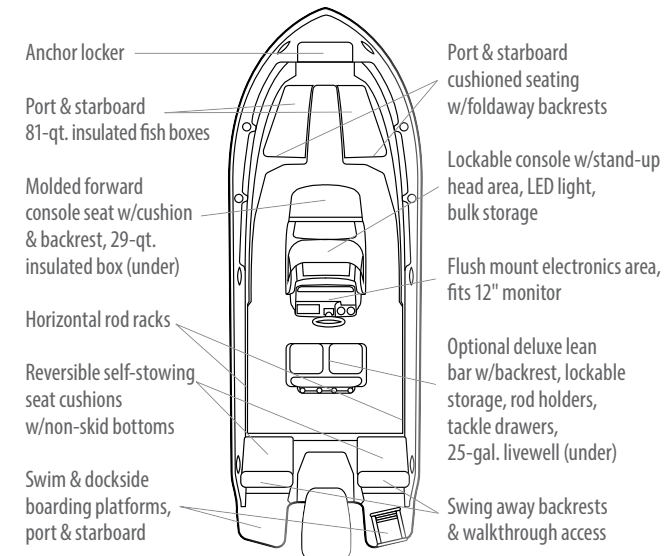
21' CENTER CONSOLE



Shown with optional features

Beam Amidships: 8'6" (2.59 m)
Center Line Length
w/o Engine: 21'3" (6.47 m)
(swim platforms not included)
LOA w/Swim Platforms: 23'3" (7.09 m)
Bridge Clearance: 6'7" (2.01 m)
w/T-top: 7'11" (2.41 m)
Cockpit Depth: 25" (0.64 m)

Hull Draft: 16" (0.41 m)
Transom Deadrise: 19 degrees
(SeaV²® progression)
Maximum HP: 250 (187 kW)
Fuel Capacity - Standard: 80 gal. (303 l)
Passenger Capacity: 8
Weight w/o Engine: 3125 lb. (1417 kg)



Seafarer 228

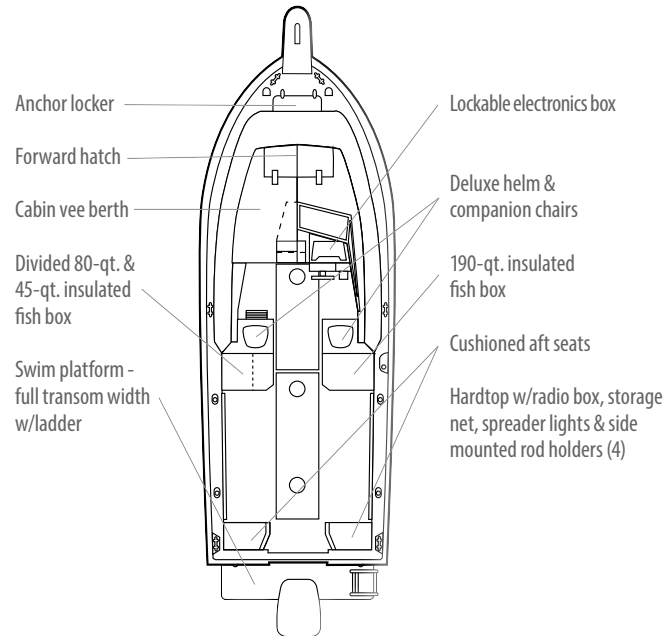
22' WALKAROUND CABIN



Shown with optional features

Beam Amidships: 8' (2.44 m)
Center Line Length
w/o Engine: 22'2" (6.76 m)
Bridge Clearance: 8'4" (2.54 m)
Cockpit Depth: 26" (0.66 m)
Hull Draft: 16" (0.41 m)

Transom Deadrise: 20 degrees
(SeaV²® progression)
Maximum HP: 300 (224 kW)
Fuel Capacity - Standard: 114 gal. (431 l)
Passenger Capacity: 10
Weight w/o Engine: 3510 lb. (1592 kg)



Gulfstream 232

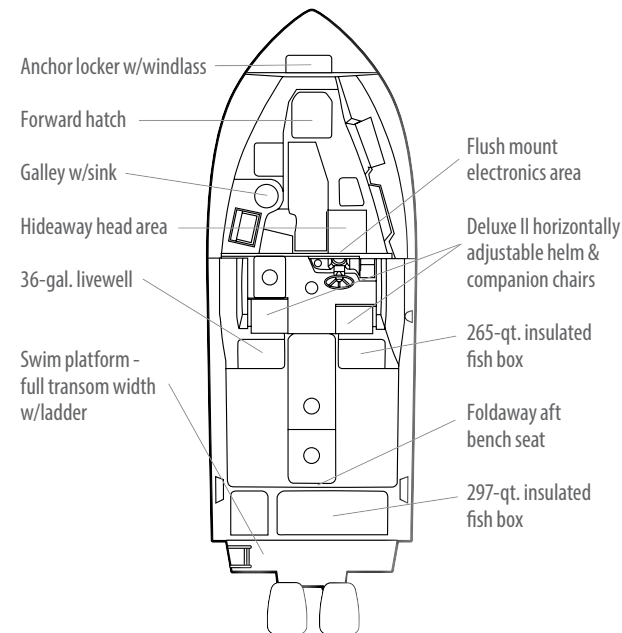
23' WALKAROUND CABIN



Shown with optional features

Beam Amidships: 9'3" (2.82 m)
Center Line Length
w/o Engine: 23'5" (7.14 m)
Bridge Clearance: 8'8" (2.64 m)
Cockpit Depth: 27" (0.69 m)
Hull Draft: 20" (0.51 m)

Transom Deadrise: 20 degrees
(SeaV²® progression)
Maximum HP: 400 (298 kW)
Fuel Capacity - Standard: 141 gal. (534 l)
Passenger Capacity: 10
Weight w/o Engine: 4605 lb. (2089 kg)



Freedom 235

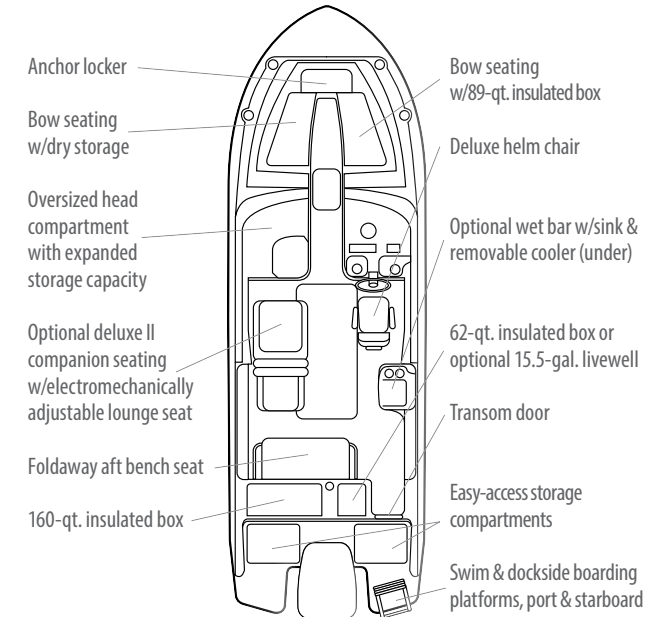
23' DUAL CONSOLE



Shown with optional features

Beam Amidships: 8'6" (2.59 m)
Center Line Length
w/o Engine: 23'7" (7.18 m)
(swim platforms not included)
LOA w/Swim Platforms: 25'7" (7.80 m)
Bridge Clearance: 5'7" (1.70 m)
w/Hardtop: 8' (2.44 m)
Cockpit Depth: 25" (0.64 m)

Hull Draft: 20" (0.51 m)
Transom Deadrise: 20 degrees
(SeaV²® progression)
Maximum HP: 300 (224 kW)
Fuel Capacity - Standard: 115 gal. (435 l)
Passenger Capacity: 10
Weight w/o Engine: 4050 lb. (1837 kg)



Fisherman 236

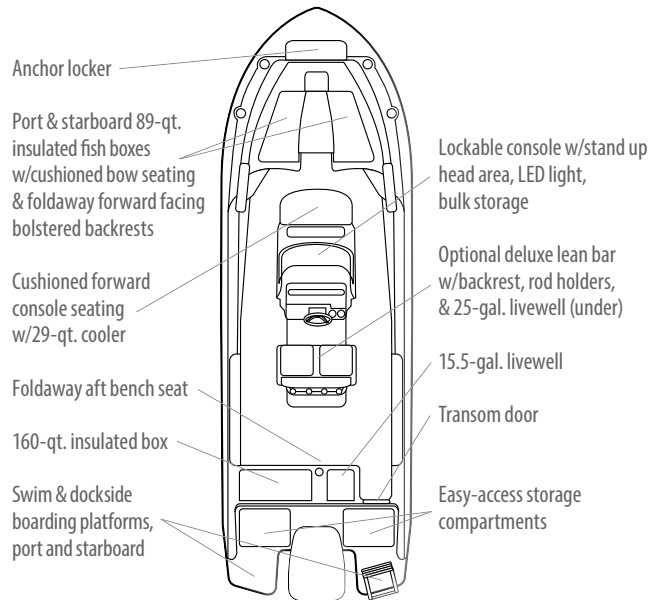
23' CENTER CONSOLE



Shown with optional features

Beam Amidships: 8'6" (2.59 m)
 Center Line Length
 w/o Engine: 23'7" (7.18 m)
 (swim platforms not included)
 LOA w/Swim Platforms: 25'7" (7.80 m)
 Bridge Clearance: 6'5" (1.96 m)
 w/T-top: 8' (2.44 m)
 Cockpit Depth: 25" (0.64 m)

Hull Draft: 18.5" (0.47 m)
 Transom Deadrise: 20 degrees
 (SeaV²® progression)
 Maximum HP: 300 (224 kW)
 Fuel Capacity - Standard: 115 gal. (435 l)
 Passenger Capacity: 10
 Weight w/o Engine: 3900 lb. (1769 kg)



251 CE

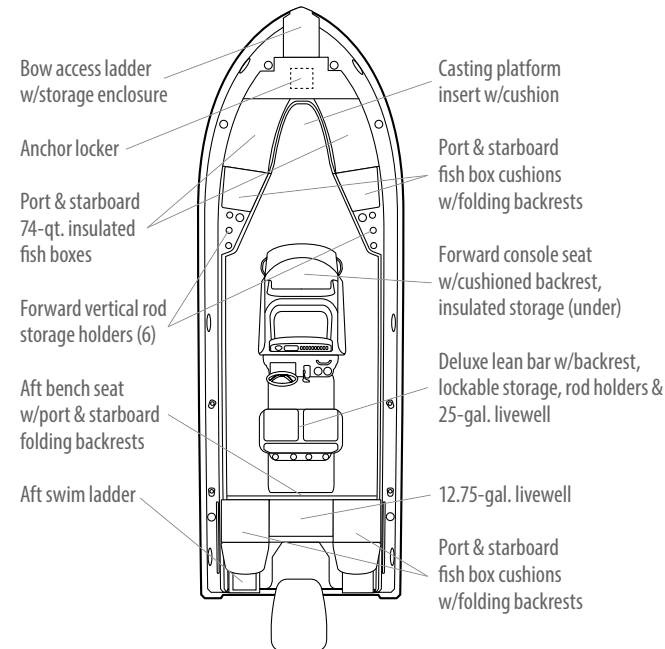
25' COASTAL EXPLORER



Shown with optional features

Beam Amidships: 8'6" (2.59 m)
 Center Line Length
 w/o Engine: 24'7" (7.49 m)
 Bridge Clearance: 8'1" (2.46 m)
 Cockpit Depth: 20" (0.51 m)
 Hull Draft: 14" (0.36 m)

Transom Deadrise: 16 degrees
 (SeaV²® progression)
 Maximum HP: 300 (224 kW)
 Fuel Capacity - Standard: 78 gal. (295 l)
 Passenger Capacity: 10
 Weight w/o Engine: 3715 lb. (1685 kg)



Freedom 255

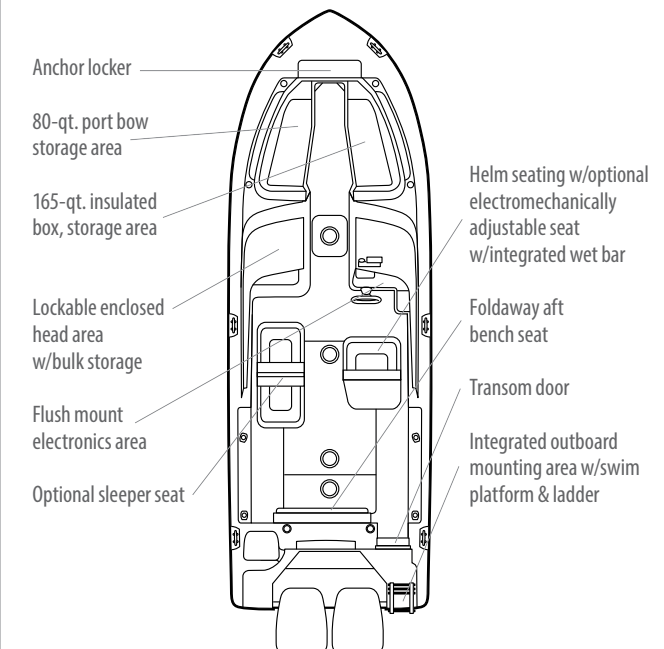
25' DUAL CONSOLE



Shown with optional features

Beam Amidships: 8'6" (2.59 m)
 Center Line Length
 w/o Engine: 24'9" (7.55 m)
 Bridge Clearance: 7'10" (2.39 m)
 Cockpit Depth: 27" (0.69 m)
 Hull Draft: 20" (0.51 m)

Transom Deadrise: 20 degrees
 (SeaV²® progression)
 Maximum HP: 400 (298 kW)
 Fuel Capacity - Standard: 135 gal. (511 l)
 Passenger Capacity: 10
 Weight w/o Engine: 4744 lb. (2152 kg)



Fisherman 257

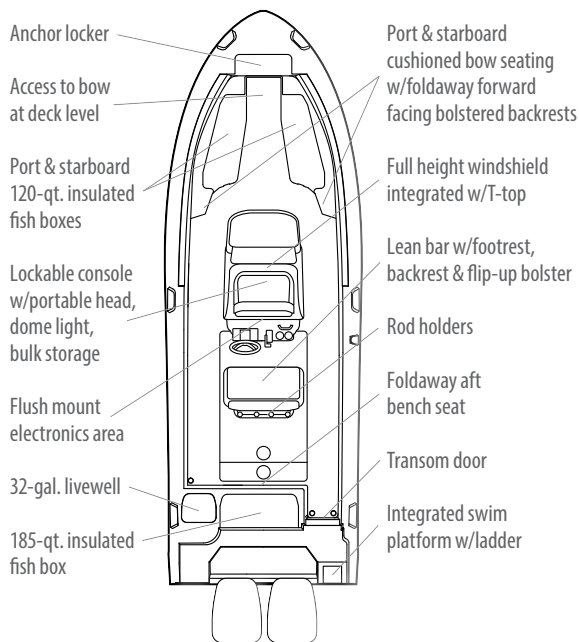
25' CENTER CONSOLE



Shown with optional features

Beam Amidships: 8'6" (2.59 m)
Center Line Length
w/o Engine: 24'9" (7.55 m)
Bridge Clearance: 8'5" (2.57 m)
Cockpit Depth: 27" (0.69 m)
Hull Draft: 20" (0.51 m)

Transom Deadrise: 20 degrees
(SeaV²® progression)
Maximum HP: 400 (298 kW)
Fuel Capacity - Standard: 135 gal. (511 l)
Passenger Capacity: 10
Weight w/o Engine: 4300 lb. (1951 kg)



Canyon 271

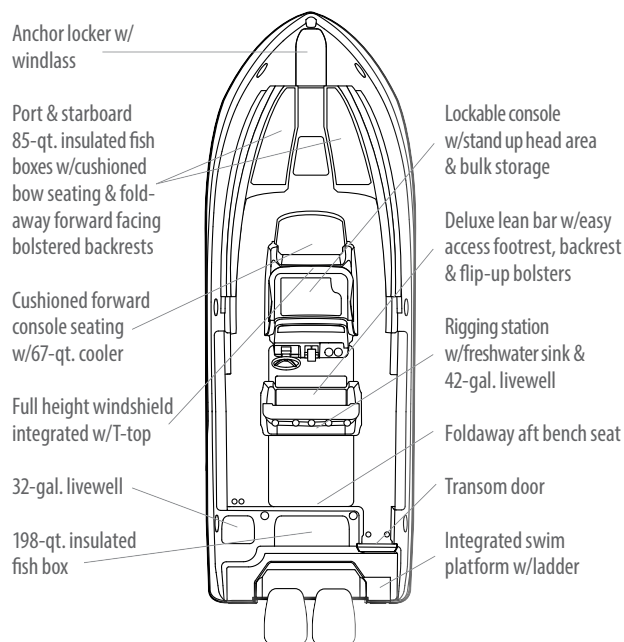
27' CENTER CONSOLE



Shown with optional features

Beam Amidships: 9'6" (2.89 m)
Center Line Length
w/o Engines: 26'10" (8.18 m)
Bridge Clearance: 7'10" (2.39 m)
Cockpit Depth: 27" (0.69 m)
Hull Draft: 23" (0.58 m)

Transom Deadrise: 20 degrees
(SeaV²® progression)
Maximum HP: 600 (448 kW)
Fuel Capacity - Standard: 186 gal. (704 l)
Weight w/o Engines: 5914 lb. (2683 kg)



Freedom 275

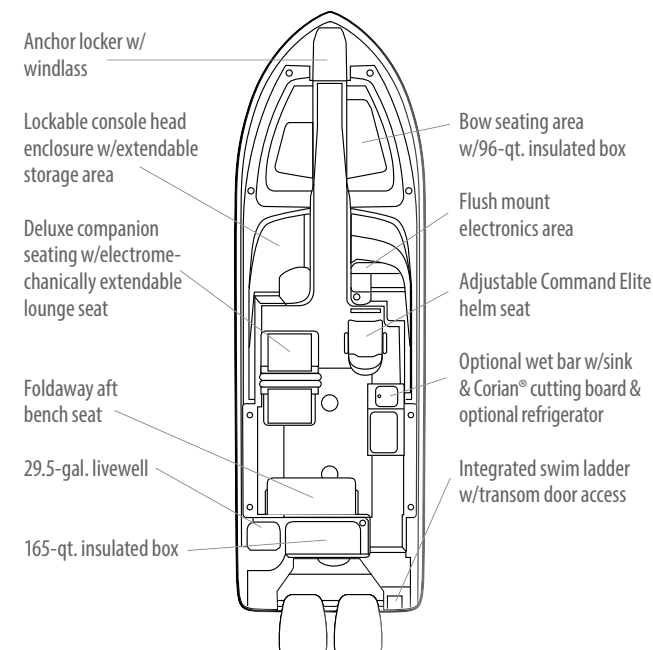
27' DUAL CONSOLE



Shown with optional features

Beam Amidships: 8'6" (2.59 m)
Center Line Length
w/o Engines: 26'11" (8.20 m)
Bridge Clearance: 8'1" (2.46 m)
Cockpit Depth: 27" (0.69 m)
Hull Draft: 20" (0.51 m)

Transom Deadrise: 19 degrees
(SeaV²® progression)
Maximum HP: 400 (298 kW)
Fuel Capacity - Standard: 184 gal. (696 l)
Weight w/o Engines: 4972 lb. (2255 kg)



Freedom 285

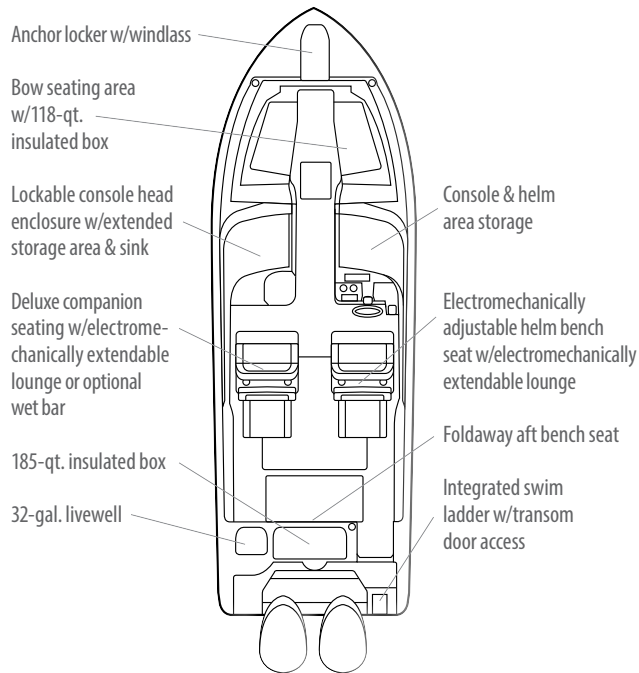
28' DUAL CONSOLE



Shown with optional features

Beam Amidships: 9'6" (2.89 m)
Center Line Length
w/o Engines: 28' (8.53 m)
Bridge Clearance: 8'3" (2.51 m)
Cockpit Depth: 27" (0.69 m)
Hull Draft: 22" (0.56 m)

Transom Deadrise: 19 degrees
(SeaV²® progression)
Maximum HP: 600 (448 kW)
Fuel Capacity - Standard: 214 gal. (810 l)
Weight w/o Engines: 6400 lb. (2903 kg)



Marlin 300

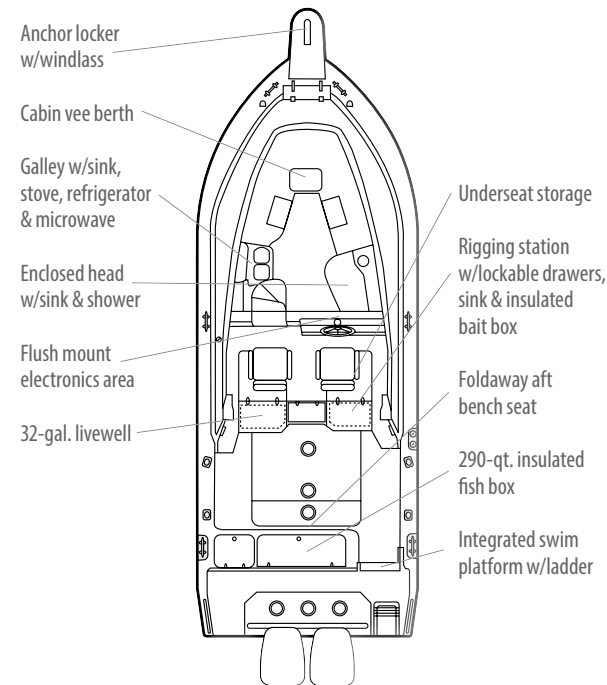
30' WALKAROUND CABIN



Shown with optional features

Beam Amidships: 10'7" (3.23 m)
Center Line Length
w/o Engines: 30'6" (9.30 m)
Bridge Clearance: 9'9" (2.97 m)
Cockpit Depth: 29" (0.74 m)
Hull Draft: 23" (0.58 m)

Transom Deadrise: 19.5 degrees
(SeaV²® progression)
Maximum HP: 700 (522 kW)
Fuel Capacity - Standard: 282 gal. (1067 l)
Weight w/o Engines: 8221 lb. (3729 kg)



Canyon 306

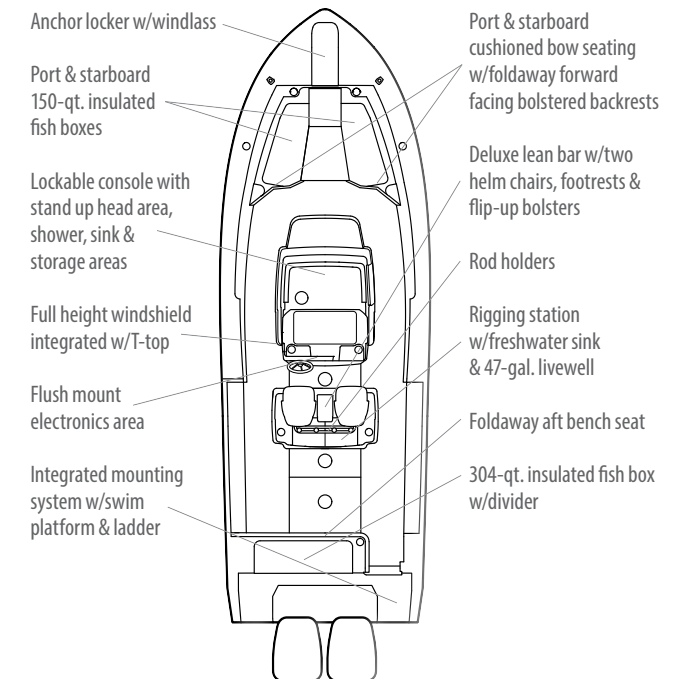
30' CENTER CONSOLE



Shown with optional features

Beam Amidships: 10'7" (3.23 m)
Center Line Length
w/o Engines: 30'6" (9.30 m)
Bridge Clearance: 8'7" (2.62 m)
Cockpit Depth: 27" (0.69 m)
Hull Draft: 21" (0.53 m)

Transom Deadrise: 19.5 degrees
(SeaV²® progression)
Maximum HP: 700 (522 kW)
Fuel Capacity - Standard: 290 gal. (1098 l)
Weight w/o Engines: 6950 lb. (3152 kg)



Freedom 307

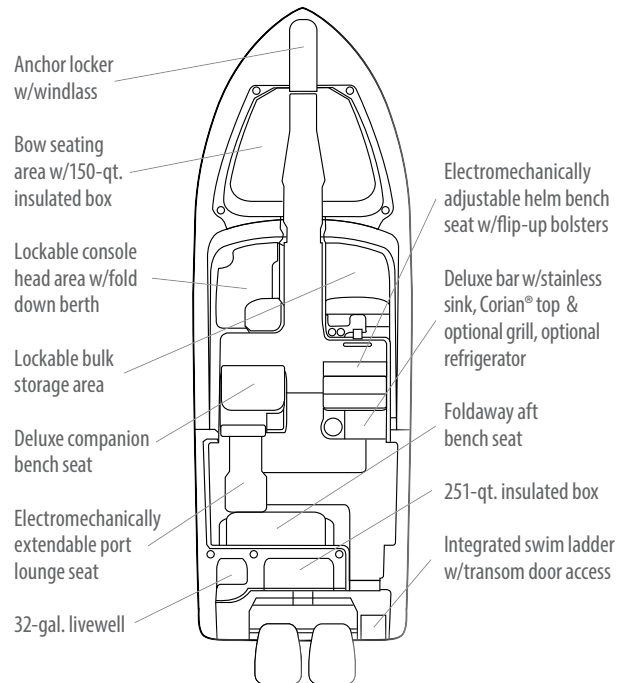
30' DUAL CONSOLE



Shown with optional features

Beam Amidships: 10'7" (3.23 m)
Center Line Length
w/o Engines: 30'6" (9.30 m)
Bridge Clearance: 8'6" (2.59 m)
Cockpit Depth: 27" (0.69 m)
Hull Draft: 22" (0.56 m)

Transom Deadrise: 19.5 degrees
(SeaV²® progression)
Maximum HP: 700 (522 kW)
Fuel Capacity - Standard: 234 gal. (886 l)
Weight w/o Engines: 7850 lb. (3561 kg)



Freedom 325

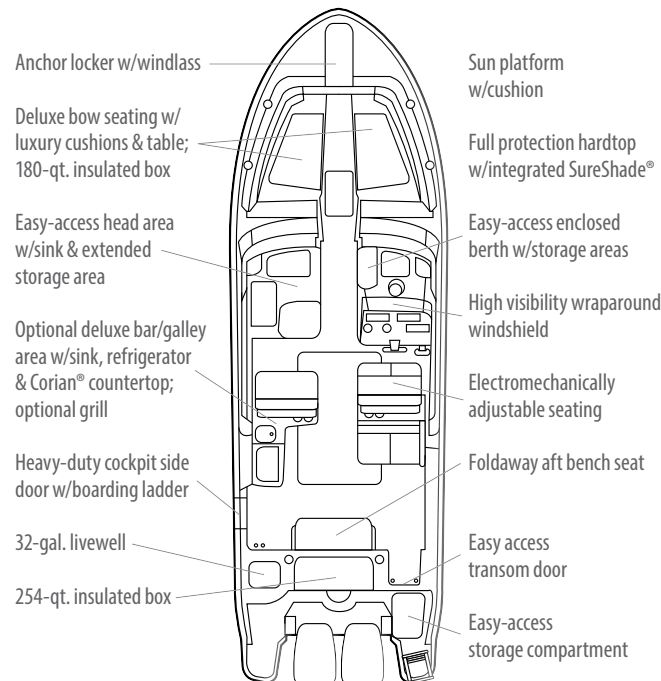
32' DUAL CONSOLE



Shown with optional features

Beam Amidships: 10'9" (3.28 m)
Center Line Length
w/o Engines: 31'2" (9.50 m)
(swim platforms not included)
LOA w/Swim Platforms: 33'1" (10.08 m)
Bridge Clearance: 8'7" (2.62 m)
Cockpit Depth: 27" (0.69 m)

Hull Draft: 24" (0.61 m)
Transom Deadrise: 20 degrees
(SeaV²® progression)
Maximum HP: 700 (522 kW)
Fuel Capacity - Standard: 288 gal. (1090 l)
Weight w/o Engines: 9300 lb. (4218 kg)



Canyon 326

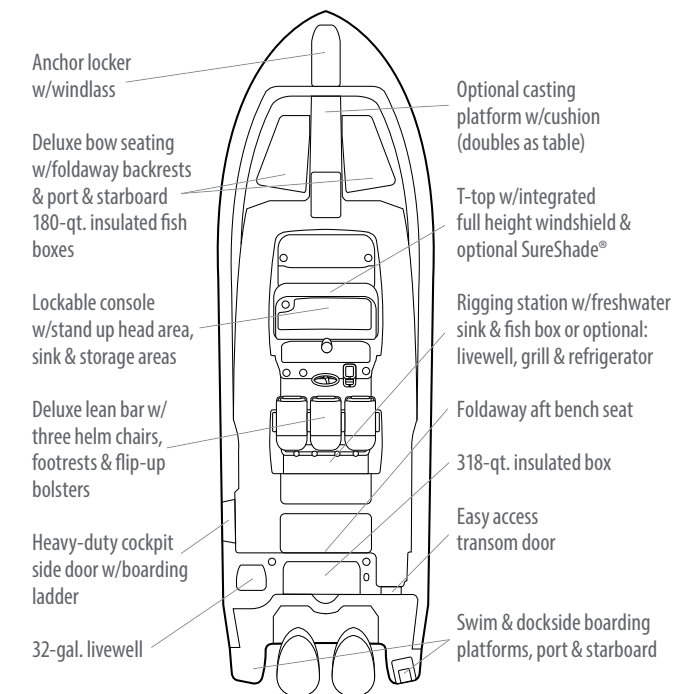
32' CENTER CONSOLE



Shown with optional features

Beam Amidships: 10'9" (3.28 m)
Center Line Length
w/o Engines: 31'2" (9.50 m)
(swim platforms not included)
LOA w/Swim Platforms: 33'1" (10.08 m)
Bridge Clearance: 9'5" (2.87 m)
Cockpit Depth: 26" (0.66 m)

Hull Draft: 24" (0.61 m)
Transom Deadrise: 20 degrees
(SeaV²® progression)
Maximum HP: 700 (522 kW)
Fuel Capacity - Standard: 327 gal. (1238 l)
Weight w/o Engines: 8500 lb. (3856 kg)



For complete details visit gradywhite.com

Express 330

33' EXPRESS CABIN

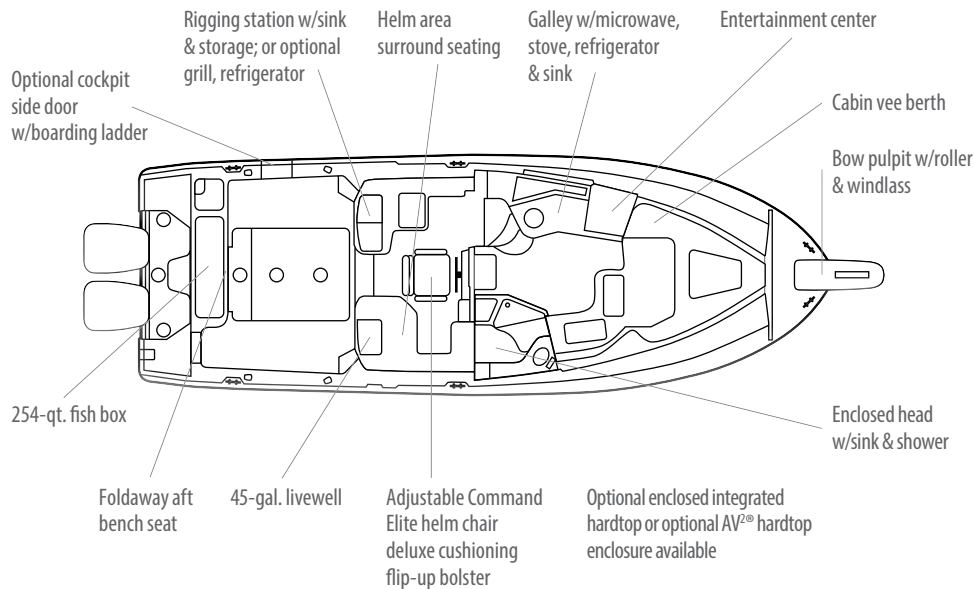


Shown with optional features

Beam Amidships: 11'7" (3.53 m)
Center Line Length
w/o Engines: 33'6" (10.21 m)
Bridge Clearance: 9'10" (3.00 m)

Cockpit Depth: 29" (0.74 m)
Hull Draft: 25" (0.64 m)
Transom Deadrise: 20 degrees
(SeaV²® progression)

Maximum HP: 850 (634 kW)
Fuel Capacity - Standard: 331 gal. (1253 l)
Weight w/o Engines: 10,840 lb. (4917 kg)



For complete details visit gradywhite.com

Freedom 335

33' DUAL CONSOLE

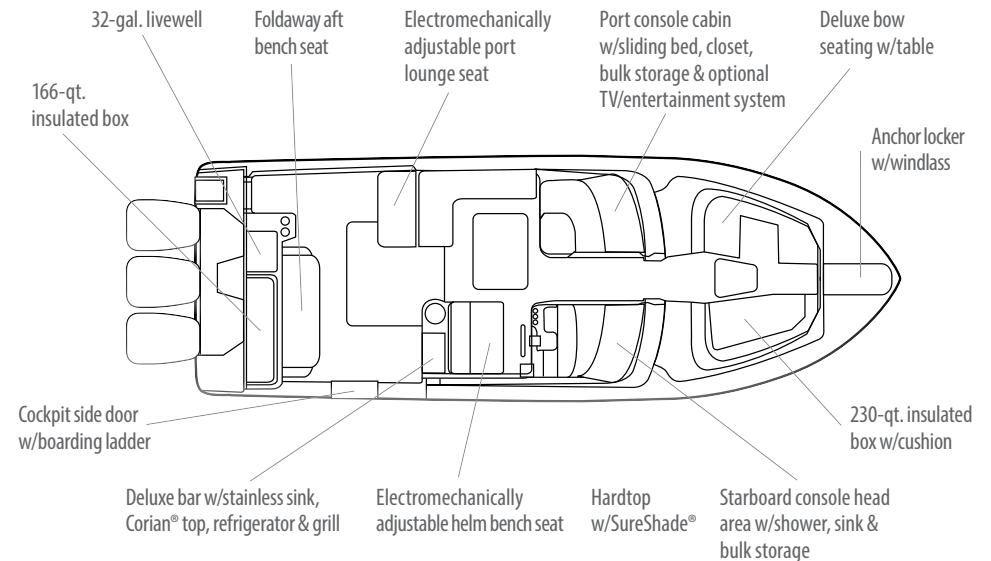


Shown with optional features

Beam Amidships: 11'7" (3.53 m)
Center Line Length
w/o Engines: 33'6" (10.21 m)
Bridge Clearance: 9'5" (2.87 m)

Cockpit Depth: 29" (0.74 m)
Hull Draft: 26" (0.66 m)
Transom Deadrise: 20 degrees
(SeaV²® progression)

Maximum HP: 900 (671 kW)
Fuel Capacity - Standard: 293 gal. (1109 l)
Weight w/o Engines: 13,090 lb. (5938 kg)



Canyon 336

33' CENTER CONSOLE



Shown with optional features

Beam Amidships: 11'7" (3.53 m)

Center Line Length

w/o Engines: 33'6" (10.21 m)

Bridge Clearance: 9'4" (2.84 m)

Cockpit Depth: 29" (0.74 m)

Hull Draft: 26" (0.66 m)

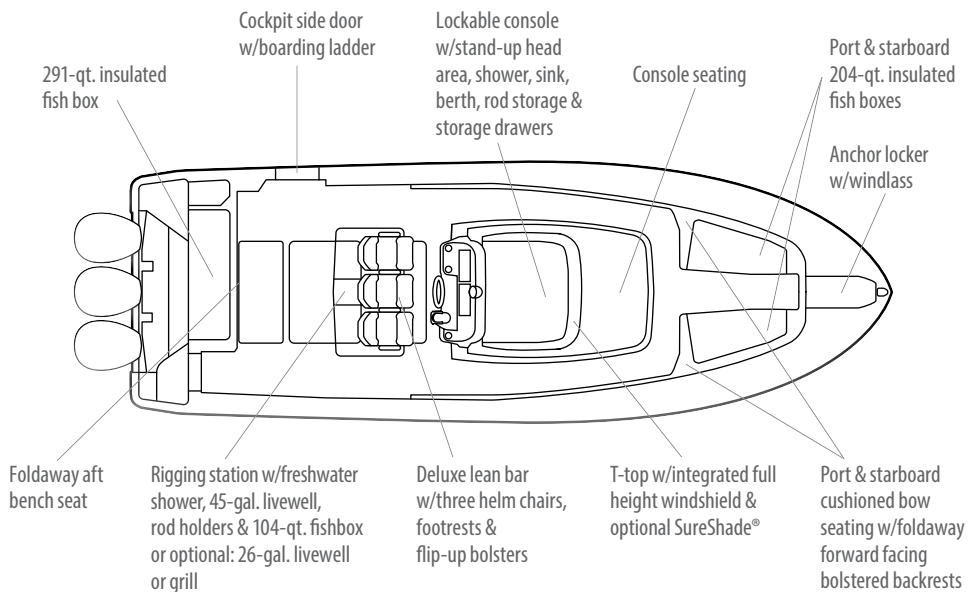
Transom Deadrise: 20 degrees

(SeaV²® progression)

Maximum HP: 900 (671 kW)

Fuel Capacity - Standard: 361 gal. (1367 l)

Weight w/o Engines: 9200 lb. (4173 kg)



Express 370

37' EXPRESS CABIN



Shown with optional features

Beam Amidships: 13'2" (4.01 m)

Center Line Length

w/o Engines: 36'7" (11.15 m)

Bridge Clearance: 10'9" (3.28 m)

Cockpit Depth: 28" (0.71m)

Hull Draft: 29" (0.74 m)

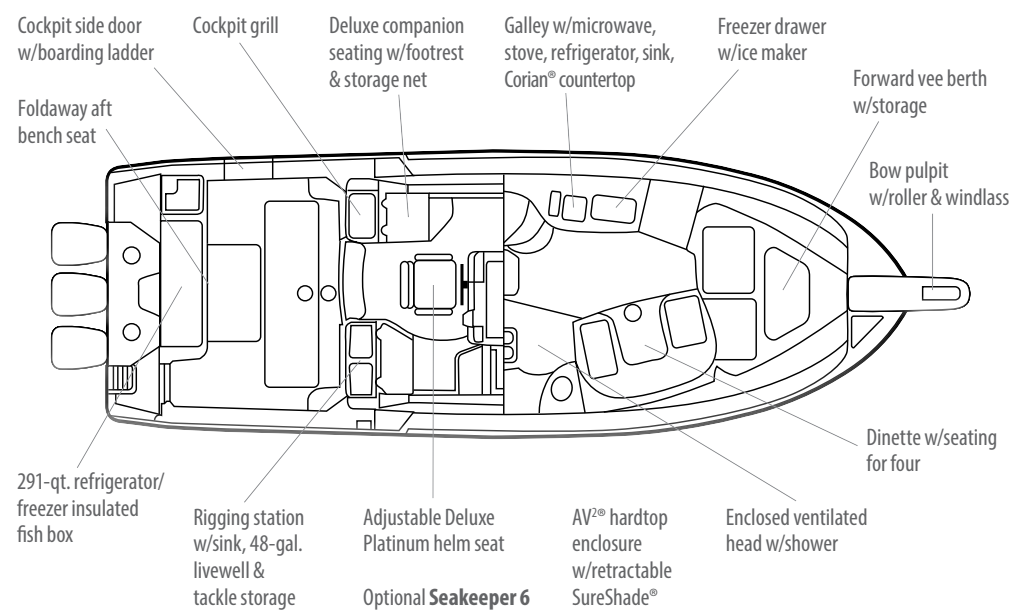
Transom Deadrise: 20 degrees

(SeaV²® progression)

Maximum HP: 1275 (951 kW)

Fuel Capacity - Standard: 344 gal. (1302 l)

Weight w/o Engines: 15,224 lb. (6905 kg)



Freedom 375

37' DUAL CONSOLE

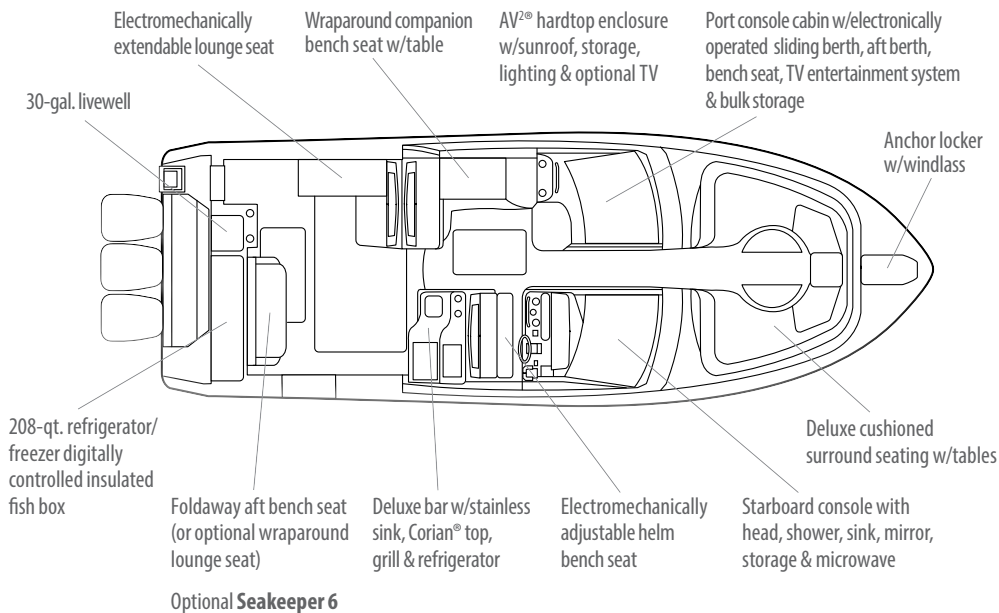


Shown with optional features

Beam Amidships: 13'2" (4.01 m)
Center Line Length
w/o Engines: 36'7" (11.15 m)
Bridge Clearance: 9'11" (3.02 m)

Cockpit Depth: 28" (0.71 m)
Hull Draft: 29" (0.74 m)
Transom Deadrise: 20 degrees
(SeaV²® progression)

Maximum HP: 1275 (951 kW)
Fuel Capacity - Standard: 320 gal. (1211 l)
Weight w/o Engines: 16,250 lb. (7370 kg)



For complete details visit gradywhite.com

Canyon 376

37' CENTER CONSOLE

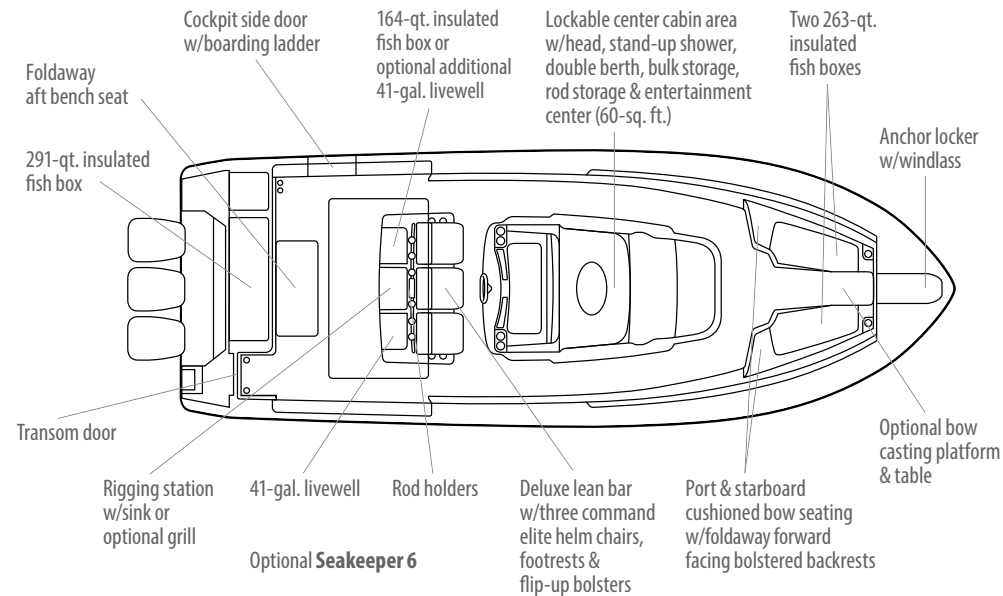


Shown with optional features

Beam Amidships: 13'2" (4.01 m)
Center Line Length
w/o Engines: 36'7" (11.15 m)
Bridge Clearance: 8'6" (2.59 m)

Cockpit Depth: 28" (0.71 m)
Hull Draft: 29" (0.74 m)
Transom Deadrise: 20 degrees
(SeaV²® progression)

Maximum HP: 1275 (951 kW)
Fuel Capacity - Standard: 390 gal. (1476 l)
Weight w/o Engines: 13,533 lb. (6138 kg)



Canyon 456

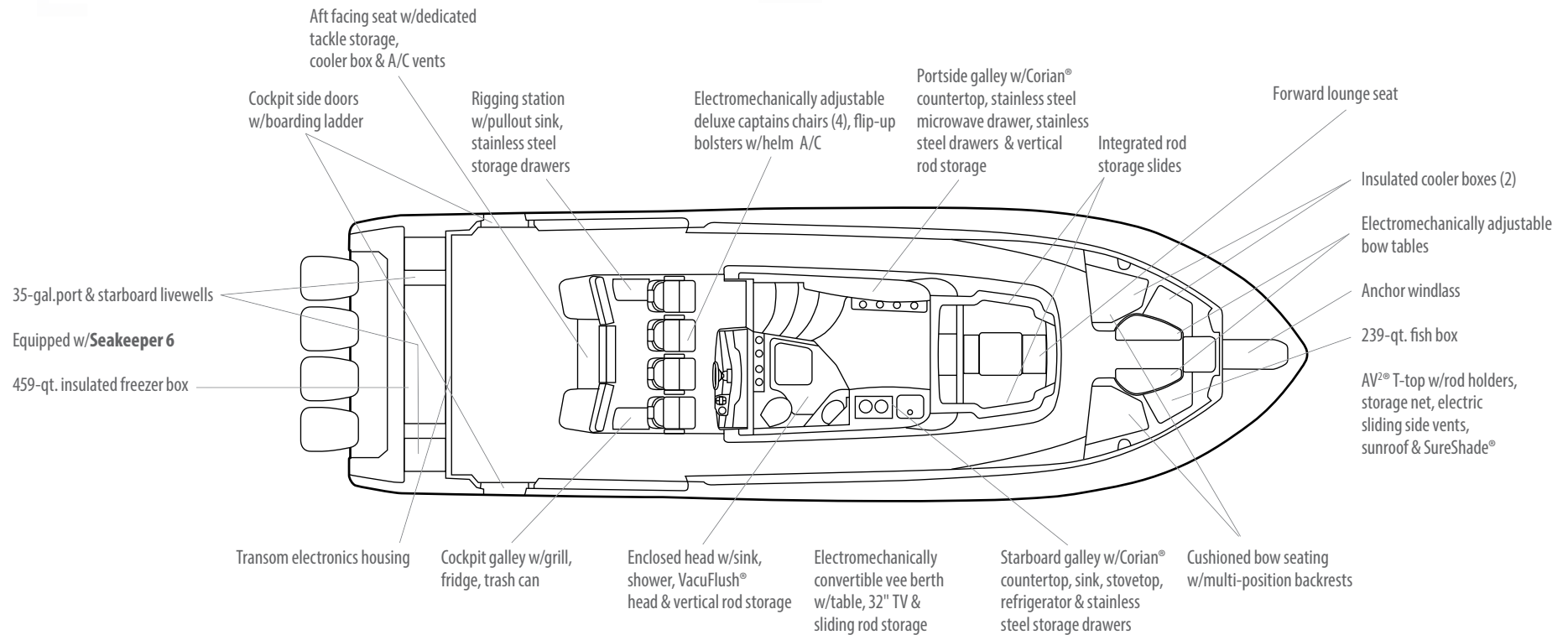
45' CENTER CONSOLE

Beam Amidships: 14' (4.27 m)
Center Line Length
w/o Engines: 45' (13.72 m)
Bridge Clearance: 10'5" (3.18 m)
Cockpit Depth: 28" (0.71 m)
Hull Draft: 30" (0.76 m)
Transom Deadrise: 21 degrees
(SeaV²® progression)

Maximum HP: 1700 (1268 kW)
Fuel Capacity - Standard: 616 gal. (2332 l)
Weight w/o Engines: 24,500 lb. (11,113 kg)



Shown with optional features



GRADY-WHITE COLOR OPTIONS

HULL GELCOAT



Classic Grady White




Coastal Fog



Sea Glass



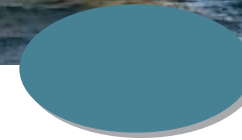
Celestial Blue



Sand



Seaport Blue



HULL PAINT



Cape Gray



Harbor Blue



Customers tell us that having a choice of hull color makes them happy! Grady-White now offers two colors of hull paint and five very sharp-looking gelcoat colors as factory options for every boat, in addition to our classic Grady-White cream-colored hull. Engines come standard in Yamaha gray; white or unpainted engines are available for select horsepower units.* Ask your dealer or see gradywhite.com for details.

*Hull and engine colors shown are approximate.



ENGINE COLORS

Yamaha Factory Painted Engines

Signature Gray (standard)

Pearlescent White (optional for 300,
350 or 425 engines)

Unpainted (available for custom
color 425 engines)

CAPTAIN GRADY APP

Our “how-to” guide—so simple and intuitive, a novice can run the boat like a veteran!

This confidence-building, breakthrough digital boat systems and operations guide for iPad and iPhone makes a Grady-White the easiest boat to operate in the world!

Confidence? Grady-White has an app for that! Captain Grady has all the detail, all the answers, all the time, and with any new Grady-White, he's available right at your fingertips to provide information and video demonstrations that make boat operation so simple, even an inexperienced, first-time operator can look like a pro!

Captain Grady has all the answers, all the time, right at your fingertips.

Captain Grady is the most comprehensive and detailed boat information tool for owners in the marine industry today, delivering confidence your family can count on. Captain Grady can help you answer questions like these and so many more: “What are the secrets to confidently docking my Grady-White every time?”

“What’s the safest and surest way to switch from shore power to generator power?”

“How do I best manage electrical systems aboard my Grady-White?”

To take a look at this amazing, confidence inspiring app, ask your dealer for a demo of this great tool.

There is nothing or nobody like Captain Grady to help you and everyone in the family enjoy your new Grady-White!



No matter your previous experience, you'll feel like a veteran boat operator with Captain Grady systems and operation videos at your fingertips.





GRADY-WHITE BOATS

Exceptional attention to detail.

gradywhite.com

©2019 Grady-White Boats, Inc. • 252-752-2111